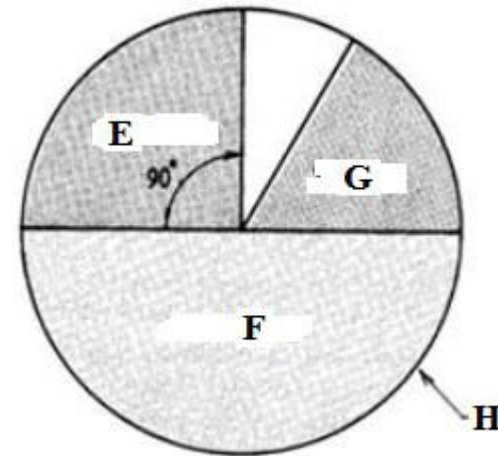
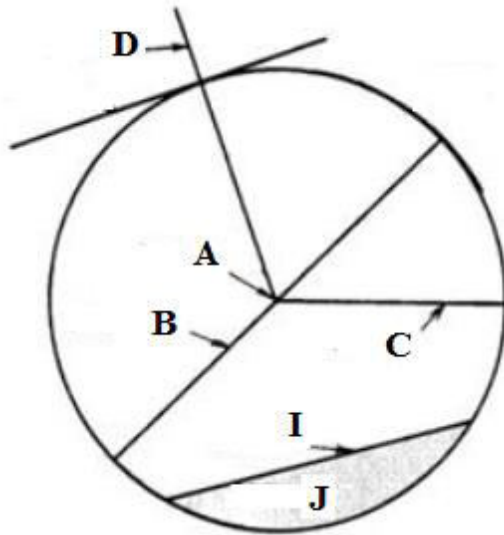


**Question :1****Parts of Circle****(10 marks)**

Circle is a plane figure bounded by continuously curved lines. In the spaces provided below, smartly write down the parts labelled **A – J**.



A \_\_\_\_\_

F \_\_\_\_\_

B \_\_\_\_\_

G \_\_\_\_\_

C \_\_\_\_\_

H \_\_\_\_\_

D \_\_\_\_\_

I \_\_\_\_\_

E \_\_\_\_\_

J \_\_\_\_\_

**Multiple choice questions (6 marks)**

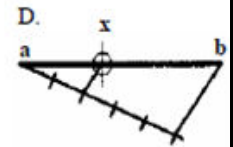
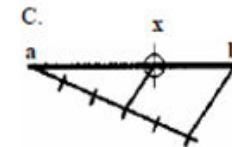
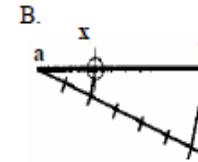
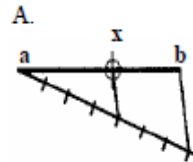
1. OHS stands for:
  - A. Occupational, health and safety.
  - B. Occasional, health and safety.
  - C. Occupational, hazard and safety.
  - D. Occupational, health and security.
2. Which type of tool should **not** be used?
  - A. Tools with good handles.
  - B. Tools with blunt cutting edge.
  - C. Tools with sharp cutting edge.
  - D. None of the above.
3. The safety of workers in a workshop is directly related to
  - A. Practicing safe work habits
  - B. Wearing clean and neat clothes
  - C. The availability of new tools and equipment
  - D. The supervisory ability of the workshop instrument
4. The safety equipment shown on the right is called
  - A. Ear plug
  - B. Ear muff
  - C. Ear piece
  - D. Ear phones



**SHEET 2**

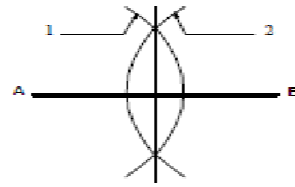
Name: \_\_\_\_\_

5. Which of the following is a personal safety rule?
  - A. Wearing safety shoes
  - B. Passing sharp tools with handle first
  - C. Starting a saw with three back strokes
  - D. Keeping all parts of the body behind the cutting edge
6. OHS stands for;
  - A. Occupied health and safety
  - B. Occupational health and safety
  - C. Occupational housing ad safety
  - D. Occupational health and sound
7. In which of the diagrams given below is the line **ab** divided into the ratio of 2:3?



8. Name the process shown in the diagram.

- A. Bisecting the line AB
- B. Quadrisecting the line AB
- C. Bisecting arc 1
- D. Quadrisecting arc 2



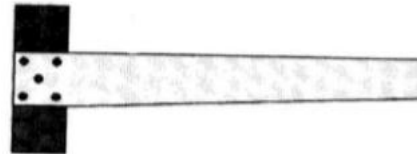
9. Which type of lettering is shown below

- A. Horizontal
- B. Vertical
- C. Oblique
- D. Incline



10. Name the given drawing instrument

- A. Ruler
- B. Tee square
- C. Set square
- D. Compass




Circle the letter that represents the **best** answer

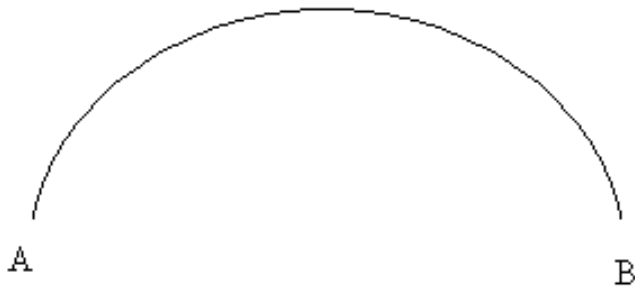
1	A	B	C	D
2	A	B	C	D
3	A	B	C	D
4	A	B	C	D
5	A	B	C	D
6	A	B	C	D
7	A	B	C	D
8	A	B	C	D
9	A	B	C	D
10	A	B	C	D

**TOPIC: RATIO, QUADRISECT, BISECT, DRAWING INSTRUMENTS AND POLYGONS**

1. Divide the given line into the ratio of 3:1:2. **(3 marks)**



2. Bisect the given arc **AB**. **(3 marks)**



3. Quadrisect the given line. **(3 marks)**



4. Write the name of the following drawing instruments & state its uses. **(3 marks)**

	Name: _____ Use: _____ _____ _____
	Name: _____ Use: _____ _____ _____
	Name: _____ Use: _____ _____ _____

**TANGENTS**

**(4 marks)**

5. Write the following sentence using sloping style of lettering.

**(2 marks)**

***THE QUICK BROWN FOX JUMPS OVER THE LAZY DOG***

---



---



---



---





---



---

6. Identify the following symbols.

**(1 mark)**

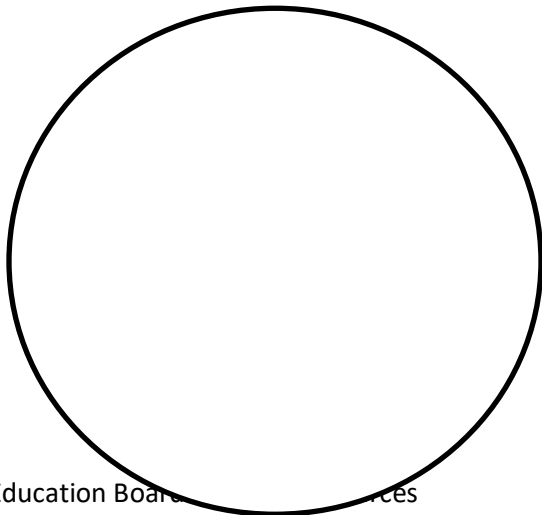
	
	

**POLYGONS**

**(5 marks)**

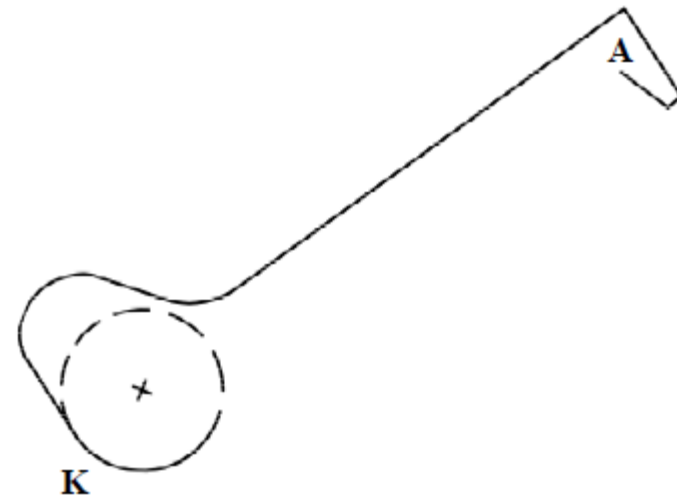
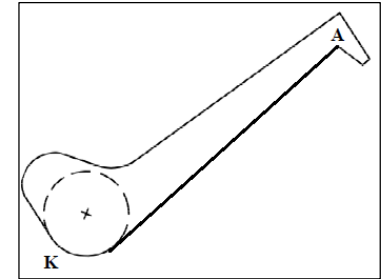
**Given:** Below is a circle

**Required:** Construct a regular pentagon within the given circle.




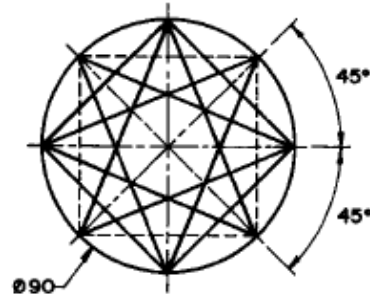
The figure shows an incomplete logo for a hurling club.

Complete the logo by constructing a tangent from point A to circle K. Show all constructions.



**PATTERN DESIGN**


Given on the right is a pattern. Redraw the pattern to full size on the center line provided using the measurements given in the pattern. **(6 marks)**



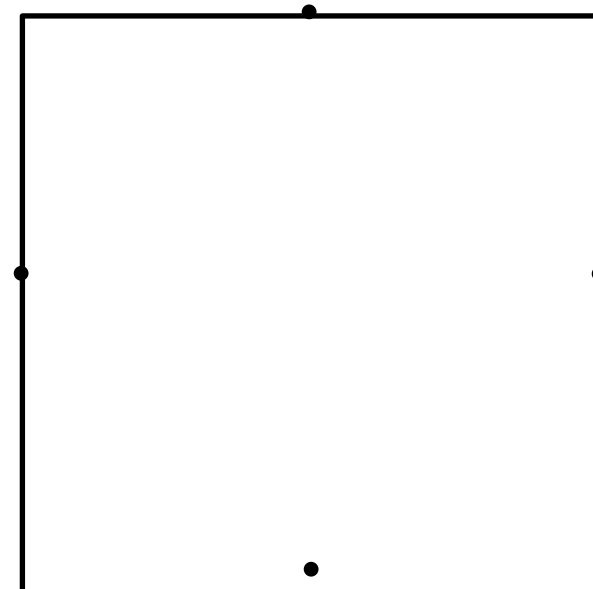
**PATTERN DESIGN (6 marks)**

Given: Below is a pattern

Required: Using your set squares reproduce the given pattern in the box provided. **(5 marks)**



Apply appropriate rendering. **(1 mark)**



**ELLIPSE**

**(10 marks)**

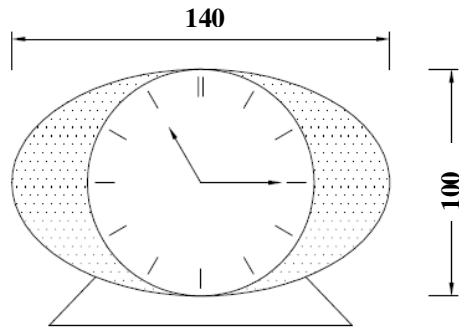
Given: A table clock with elliptical frame

Required: Construct the elliptical frame to full size

Name the method of construction used: \_\_\_\_\_

**(9 marks)**

**(1 mark)**



Correct use of lines	1	
Intensity of lines	1	
Accuracy	1	
Neatness	1	
Correct method	1	
Construction lines used	1	
Correct shape	1	
Correct size	1	
Correct position	1/2	
Visible outline	1/2	
Correct name	1	

