

SHEET 1
PENANG SANGAM HIGH SCHOOL
YEAR 13
TECHNICAL DRAWING

WORKSHEET – 2

QUESTION 1

PART A

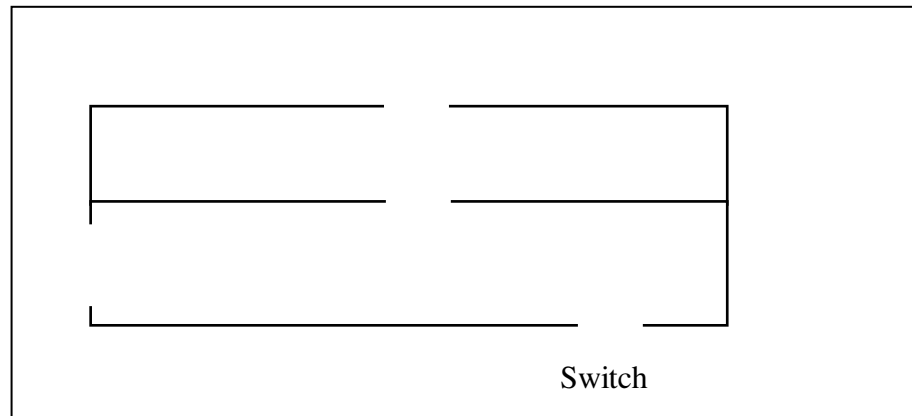
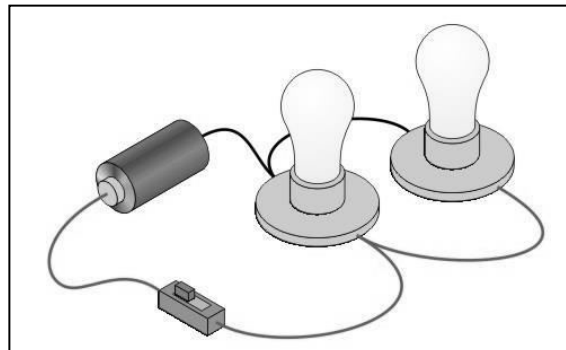
Given: A pictorial view of a two light setup and an incomplete circuit diagram.

Required: (i) Name the type of circuit shown below.

(ii) Complete the circuit by inserting the following electrical symbols:

1. A switch
2. A battery
3. Two lights

(iii) Show the electric current path on the circuit.



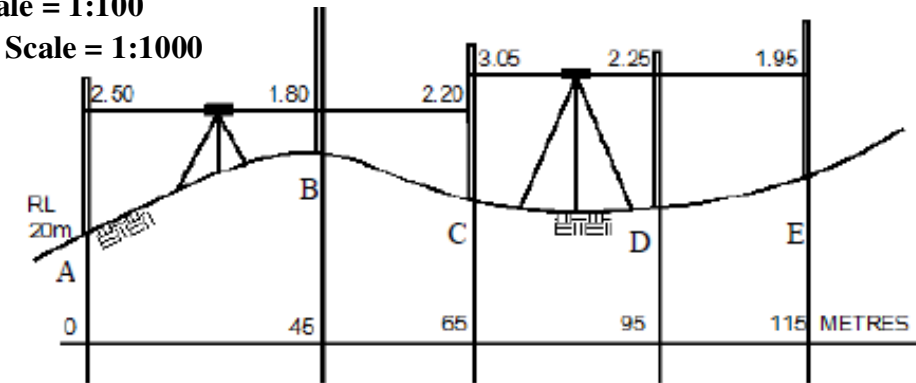
PART B

Given: a series of levels taken from the sloping sleeping giant mountain.

Required: (i) Complete the level book and show the arithmetical check.
(ii) Draw the longitudinal section of the sloping sleeping giant mountain starting at A.

Note: Vertical Scale = 1:100

Horizontal Scale = 1:1000



SKETCH OF SLOPING SLEEPING GIANT MOUNTAIN – NTS

LEVEL BOOK

BACK SIGHT	INTER SIGHT	FORE SIGHT	RISE	FALL	REDUCED LEVEL	DISTANCE (M)	REMARKS
2.50					20.0	0.0	A/Bench Mark
	1.80					45.0	B
3.05		2.20				65.0	C/Change Point
	2.25					95.0	D
		1.95				115.0	E/Finish



THE END