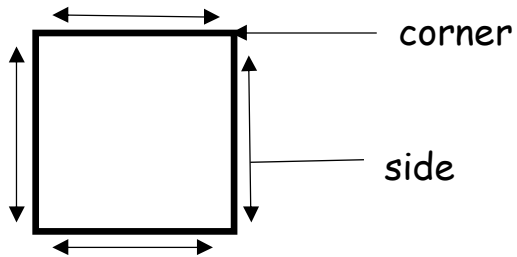
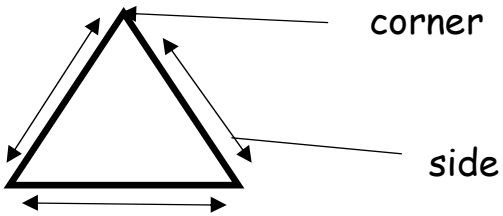


STRAND	Geometry
SUB STRAND	Properties of Basic Shapes
CONTENT LEARNING OUTCOME	To be able to identify properties of the basic shapes.

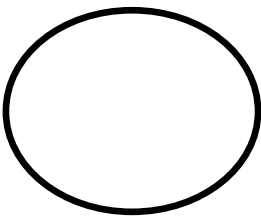
Lesson Notes: Properties of Basic Shapes



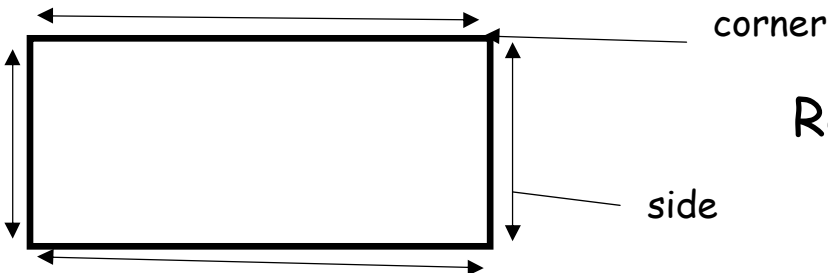
Square - 4 corners
- 4 sides



Triangle - 3 corners
- 3 sides



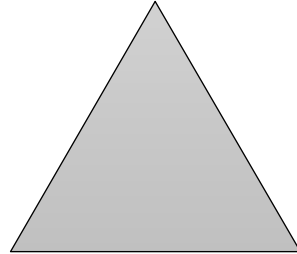

Circle - No sides / corners



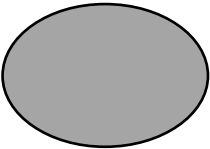

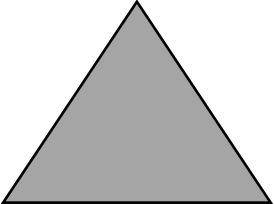

Rectangle - 4 corners
- 4 sides

Activity


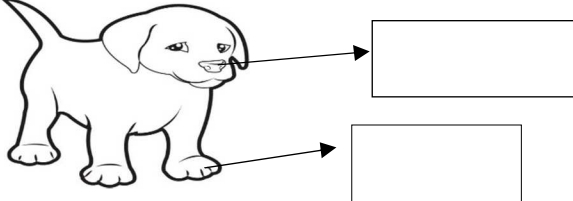
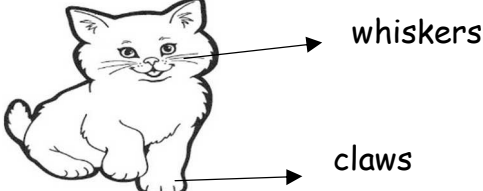
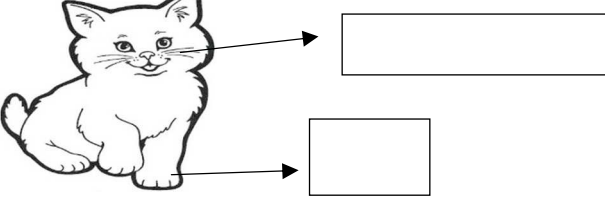
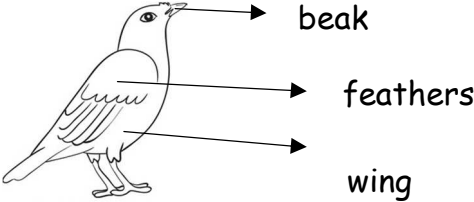
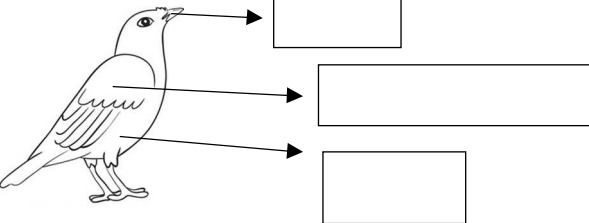
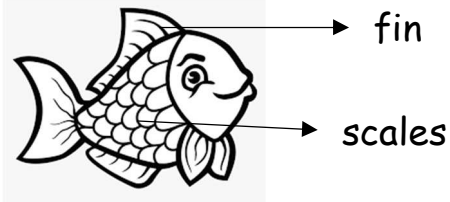
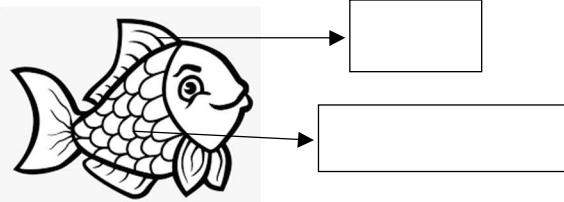
1. Draw a circles on the corners and of the shapes and draw the line on the sides of the shapes given below.









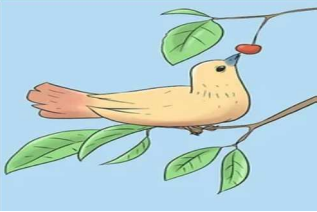

2. Write the properties of each shapes.

Shapes	Number of sides	Number of Corners
		
		
		
		

STRAND	Pets
SUB STRAND	Features of Pets
CONTENT LEARNING OUTCOME	To be able to label the parts of animals given.

<u>Lesson Notes</u>	<u>Activity</u>
<u>Features of Pets</u>	<u>Label:</u>
<p><u>A dog</u></p>  <p style="margin-left: 100px;">nose</p> <p style="margin-left: 100px;">paw</p>	
<p><u>A cat</u></p>  <p style="margin-left: 100px;">whiskers</p> <p style="margin-left: 100px;">claws</p>	
<p><u>A bird</u></p>  <p style="margin-left: 100px;">beak</p> <p style="margin-left: 100px;">feathers</p> <p style="margin-left: 100px;">wing</p>	
<p><u>A fish</u></p>  <p style="margin-left: 100px;">fin</p> <p style="margin-left: 100px;">scales</p>	





STRAND	Pets
SUB STRAND	Food for Pets
CONTENT LEARNING OUTCOME	Talk about the food they will feed their pets with.

<u>Lesson Notes</u>		<u>Activity</u>	
<u>Food for Pets</u>			
	Worms/ Small fish/ bread crumbs		● Fruits ●
	Milk		● ● Meat
	Meat		● Milk ●
	Fruits		● Worms ●

STRAND	Pets
SUB STRAND	How do pets help us?
CONTENT LEARNING OUTCOME	To be able to know where they can keep their pets and also know what the Vet does.

Lesson Notes

Where do we keep pets?

Fish		Fish bowl/ Fish tank
Dog		Kennel
Bird		Cage
Cat		Basket


A Vet

1. A Vet- person who looks after the sick animals.



Activity


Matching:




● Cage



● Kennel



● Bowl



● A Vet



● Basket

1628 LABASA SANGAM PRIMARY SCHOOL

YEAR: 1

LLC-ENGLISH

WORKSHEET: 2

STRAND	Pets
SUB STRAND	Phonics & Capital Letters
CONTENT LEARNING OUTCOME	<ul style="list-style-type: none">• Phonics and simple blending• To be able to identify capital letters in every sentence.

Lesson Notes: PETS

Note to Parents: Please assist by reading with your children and then later they can read the text to you.* When your child is reading the words, do not let them cram the words.* Please let them make the sound of the individual letters, joint the sound to make a word. *PLEASE use the English vowel sound when reading with your child.

Capital Letters

1. Days of the week - Monday, Tuesday Friday
2. Months of the year - May, June, July
3. Holidays - Easter, Diwali

Activity

1. Rewrite the Days of the week and Months of the Year given below.

a. monday - _____

b. february - _____

c. april - _____

d. wednesday - _____

e. sunday - _____

2. Correct the sentences: Write each sentence correctly, make sure to use a capital letter.

a. my name is grace.

b. happy diwali !

c. we went to savusavu for easter.

d. i am from labasa.

e. we come to school on monday.

THEME: MY PET



Cat on the Mat



The fat bat.




The bat and a fat rat sat on a cat.

Try These New Words

cat rat fat bat mat
The the a




The fat rat sat on a mat.




The cat.



The bat and a rat sat on a mat.



The fat cat sat on a mat.



The fat rat.

1



The cat sat
on a mat.

2

3

Veika me vulici:

Na Matanivola Levu

1. Yaca ni siga.

Moniti
Vakarauwai

2. Yaca ni vula.

Me
Janueri

3. Yaca ni olodei

Siga ni Sucu
Siga ni Mate

Cakacaka Lavaki:

1. Vola mai vakadodonu

a. moniti - _____

b. vukelulu - _____

c. lotulevu - _____

2. Vola mai na matanivola levu.

a. au na lako tiko ki savusavu ena siga ni mate.

_____.

b. na moniti e siga ni vuli.

_____.