

**LOVU SANGAM SCHOOL**

**YEAR: ONE**  
**COMMUNICATION**

**SUBJECT: LANGUAGE LITERACY AND**

<b>Strand</b>	Reading and Writing/Listening and Communicating
<b>Sub Strand</b>	Reading, Speaking and Communication
<b>Content Learning Outcome</b>	-Children recognize that print conveys meaning and begin to use writing materials with purpose. -Children listen, understand and respond to verbal and non-verbal communication.

**Story for the Week: Fishing With Grandad**

I went fishing with my granddad. We put bait on our hooks. We threw our lines into the water.

Tug, tug, tug went the line. What have we caught?

We hooked a plastic bag. We put the plastic bag into our trash bag.

We threw our lines into the water again. Tug, tug, tug went the line.

What have we caught now? We caught an old shoe.

We tried again. Tug, tug, tug went the line. What have we caught this time?

A fish! My very first fish! We ate it for dinner.

➤ **5 New Words:**

<b>went</b>	<b>fishing</b>	<b>hook</b>	<b>water</b>	<b>caught</b>
-------------	----------------	-------------	--------------	---------------

- Shared Reading
  1. Talk about the title and ask prediction questions.
  2. Read the story aloud and point to the words. Use a natural pace with expression. Ask comprehension questions. Ask prediction questions.
  3. Ask your child to read WITH you.
  4. Ask questions about the story and about the text features.
  5. Show your child where the answers are written in the text.

- Introduce 5 New Words

1. Introduce 5 new sight words from the Shared Reading text one at a time. Use a flashcard for each card.
2. Ask questions about the word.
3. Clap and say the syllables of the word.
4. Write the word in the air and in a book (worksheet page).
5. Stick the flash card on to the wall (ask your child to learn the spelling daily).
6. Compare all 5 words by asking questions.
7. Ask children to make up sentences using the words.
8. Write one sentence on the worksheet for each new word.

1.	went
2.	fishing
3.	hook
4.	water
5.	caught

**Lovu Sangam School**  
**Year 1 – Week 3 Worksheets**  
**Learning To Know – Maths**

Theme	PICNIC , FISHING AND HUNTING
Strand	Learning to Know - Maths
Sub strand	Numbers – 1b
Content learning outcome	Children become aware of mathematical concept and begin to use math's language.

Lesson Notes

**Revision : number and number names from 1 – 10**

1- one	2 - two	3 - _____	4 - _____	5 - _____
6 - _____	7 - _____	8 - _____	9 - _____	10 - _____

**Numbers From 11 – 20**

12 – twelve      11 – eleven      13 – thirteen      20 - twenty

Teen numbers

14 – fourteen      15 – fifteen      16 – sixteen      17 – seventeen

18 – eighteen      19 – nineteen

**Counting**

Find the missing number

1 → 2 →  → 4 →

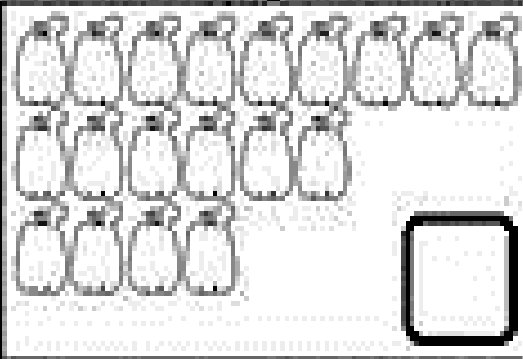

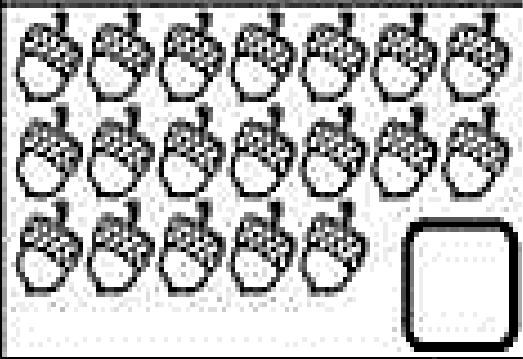

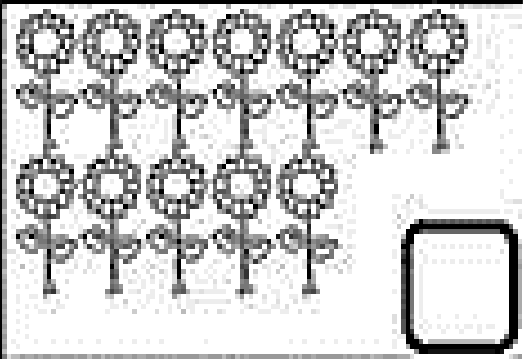

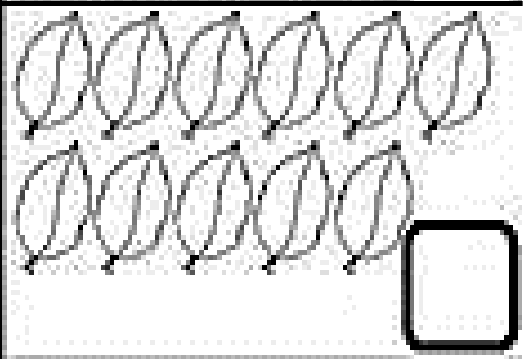
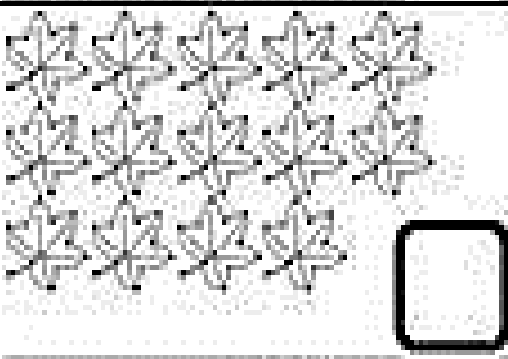
2 →  → 4 →  → 6

7 →  →  → 10 → 11

→ 12 → 13 →  → 15

13 → 14 →  → 16 →

Count and write:  
How many in a set?

 <input data-bbox="600 535 714 672" type="text"/>	 <input data-bbox="1128 535 1242 672" type="text"/>
 <input data-bbox="600 892 714 1029" type="text"/>	 <input data-bbox="1128 892 1242 1029" type="text"/>
 <input data-bbox="600 1249 714 1386" type="text"/>	 <input data-bbox="1128 1249 1242 1386" type="text"/>
 <input data-bbox="600 1606 714 1743" type="text"/>	 <input data-bbox="1128 1606 1242 1743" type="text"/>

© Shiksha Mitra - 200

**SCHOOL: 1075 LOVU SANGAM SCHOOL**

**YEAR/LEVEL: 1**

**SUBJECT: LIVING & LEARNING TOGETHER - WEEK 3**

Strand	Myself and others
Sub strand	Sense of self
Content learning outcome	Children act in ways that positively contribute to their own and other's social and emotional well-being and learning.

Me in the Family

Who am I?

1. Family – is a group of people who live together in a home.
2. I belong to a family.
3. The people that I live with are my family members.

Activity 1

Draw yourself and your family members.

Activity 2

About Myself: My bio-data

My name is _____	I am a _____
My religion is _____	I am in year _____
My favourite food is _____	I live in _____

**LOVU SANGAM SCHOOL**

**YEAR: ONE SUBJECT: PHYSICAL DEVELOPMENT HEALTH AND WELLBEING**

<b>Strand</b>	Physical Development and Development
<b>Sub Strand</b>	Movement concepts and motor skills
<b>Content Learning Outcome</b>	Children participate in organized physical activities developing balance, coordination and body awareness.

**Achievement Indicator:**

Children participate in regular physical activity through creative play, dance, gymnastics and minor games.

- **Learning and Teaching Focus:** Minor Games (Team play)
  
- **Activities: What's the time Mr Wolf?**
  1. Select one to be Mr Wolf.
  2. Stand behind a line at one end of the general space. **Mr Wolf** stands 3m in front of the line facing the same direction.
  3. When **Mr Wolf** starts walking forward, follow him chanting **What's the time, Mr Wolf?**
  4. If he says, **nine o'clock or one o'clock**, keep following him and asking the time.
  5. If he says **dinner time**, run away.
  6. Try to get **home** before he catches you.
  7. If you get caught, it is your turn to become **Mr Wolf**.



**SCHOOL: 1075 LOVU SANGAM SCHOOL**

**YEAR/LEVEL: 1**

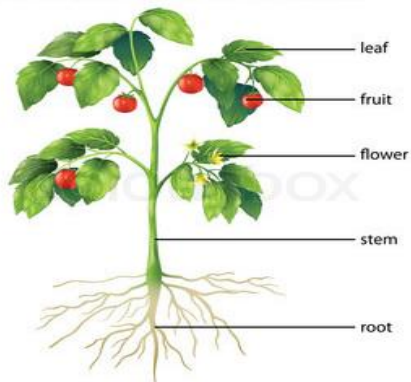
**SUBJECT: LEARNING TO KNOW (E/SCIENCE) - WEEK 3**

Strand	Living Things and the Environment
Sub strand	Structure and Life Processes
Content learning outcome	Children observe, explore and investigate their environment

### Plants

1. Plants are very important to all human beings.
2. Plants give us oxygen which we breathe in.
3. Some of the plants give us food. Example: pawpaw, banana, coconut, cabbage.


### Parts of a Plant



### Activity

#### Matching

Match the words to the parts of the plant.







**SCHOOL: 1075 LOVU SANGAM SCHOOL**

**YEAR/LEVEL: 1**

**SUBJECT: AESTHETICS, CREATIVITY & ARTS - WEEK 3**

Strand	Visual Arts
Sub strand	Arts
Content learning outcome	Children to explore and use a variety of art and media and learn the basic skills in traditional crafts of Fiji

**Lesson Notes:**



**Glitter Paper Pen Holder**

**Achievement Indicator:** Describe and use elements and concepts in his/her own and other's images and objects.

**Steps to make this Glitter Paper Pen Holder**

1. Cut strips of glitter paper in two different colours.
2. Take a plastic bottle and then cut it into half.
3. Place the cut bottle on a foam sheet and draw the base.
4. Cut it out along with the same size on a piece of paper.
5. Peel off the sticker on the foam sheet and stick it onto the cut piece of round paper.
6. Apply glue and place this inside the cut bottle to form the base of the stand.
7. Now begin peeling the sticker off the strips of paper that were cut earlier.
8. Paste it to the sides of the pen stand in alternating colours.
9. Bend the excess strip on the top and fold it inwards as shown in the picture, and stick.
10. Draw a flower on the pink glitter foam sheet, cut it and decorate the stand's sides.

**Lovu Sangam School**  
**Year 1**  
**Language and Liteacy 2 Hindi**

Strand	Reading and Writing
Sub strand	Reading
Content learning outcome	Children recognize that prints convey meanings and begin to use writing materials with purpose.

पढो - Alphabet ( व्यंजनत्त)

क	ख	ग	घ	ङ.
च	छ	ज	झ	ञ
ट	ठ	ड	ढ	ण
त	थ	द	ध	न
प	फ	ब	भ	म
य	र	ल	व	श
ष	स	ह	क्ष	त्र
ञ				

द्विए गए अक्षरों को पढो और लिखो

इ
उ
औ
ए
ओ
ई
म
स
ह
ल

**LOVU SANGAM SCHOOL**








**YEAR: ONE**

**SUBJECT: LANGUAGE LITERACY AND COMMUNICATION –  
VOSA VAKA-VITI**

<b>Strand</b>	Reading and Writing
<b>Sub Strand</b>	Reading
<b>Content Learning Outcome</b>	Children recognize that print conveys meaning and begin to use writing materials with purpose.

**Lesson Notes:**

**Vosa Cakacaka:** sai koya na vosa tukuna na noda moimoi se na ka eda cakava tiko.

lako		Au rawa ni .....
cici		Au rawa ni .....
dabe		Au rawa ni .....
qalo		Au rawa ni .....
lade		Au rawa ni .....
moce		Au rawa ni .....
kaba		Au rawa ni .....