

STRAND	Reading and Writing
SUB-STRAND	Reading/Writing
LEARNING STANDARDS	Read fluently and use a variety of implements to shape letters and words.
FALD THEME	Pets
READING PASSAGE	A Mother Goat

LESSON NOTES

A MOTHER GOAT

Rose has a mother goat.

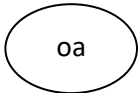
The goat was in a boat.

In the boat was a big toad.

The mother goat fell on the soap in the boat

New words – goat fell mother soap big

Activity 1 Phonics



Make as many words as you can.

- | | |
|----------|-----------|
| 1. _____ | 6. _____ |
| 2. _____ | 7. _____ |
| 3. _____ | 8. _____ |
| 4. _____ | 9. _____ |
| 5. _____ | 10. _____ |

Activity 2 Word building

ell

ig

fell

big

1077 RAVIRAVI SANGAM SCHOOL
Weekly Home Study Package
WORKSHEET 3

YEAR/LEVEL: 1

SUBJECT: MATHEMATICS

<i>STRAND</i>	Early Mathematics
<i>SUB-STRAND</i>	Number
<i>LEARNING STANDARDS</i>	Describing arrangement of numbers


LESSON NOTES

Descending Order up to 20

These triangles have been arranged from biggest to smallest



These numbers have been arranged from biggest to smallest



ACTIVITY 1

Arrange the numbers from the set from the biggest to smallest.


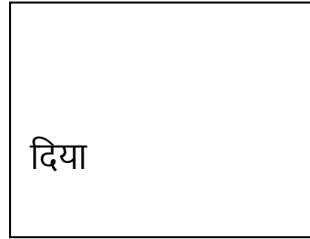
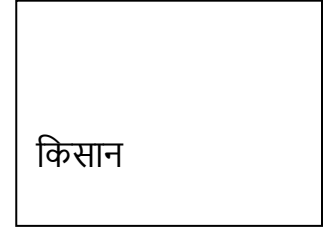

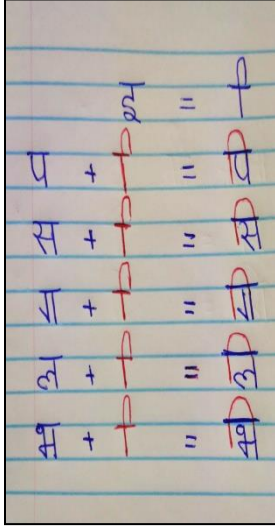
12 13	<input type="text"/>	<input type="text"/>			
14 18 10	<input type="text"/>	<input type="text"/>	<input type="text"/>		
18 13 15 10	<input type="text"/>	<input type="text"/>	<input type="text"/>	<input type="text"/>	
11 10 13 18 19	<input type="text"/>	<input type="text"/>	<input type="text"/>	<input type="text"/>	<input type="text"/>

STRAND	Reading and Writing
SUB-STRAND	Reading/Writing
LEARNING STANDARDS	Read fluently and use a variety of implements to shape letters and words.

LESSON NOTES

इ की मात्रा

ACTIVITY 1 पढ़ो और चित्र बनाओ।



ACTIVITY 2 मेल करो ।



टिकट
चिड़िया
तकिया
गिलास
बारिश

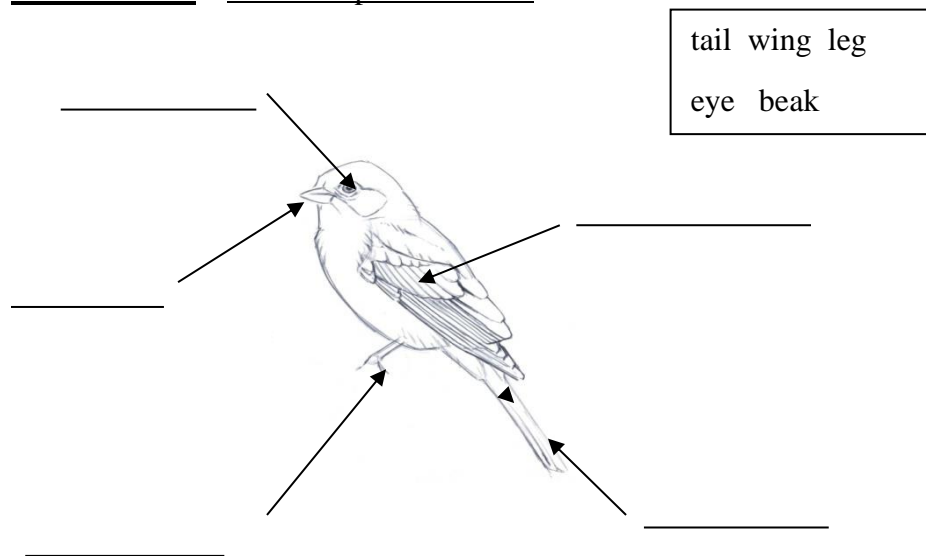


STRAND	Inquiry and Investigation
SUB-STRAND	Observation, exploration and investigation
LEARNING STANDARDS	Locate familiar living things in their environment and talk about their features.
FALD THEME	Pets
SUB TOPIC	Let's find out about parts of a bird /fish

LESSON NOTES

1. Birds have feathers.
2. A bird can fly.
3. Fish have scales.
4. A fish can swim.

ACTIVITY 1 Label the parts of a bird



ACTIVITY 2 Label the parts of a fish

Use the Words from the box.

