

Strand	Reading and Writing
Sub Strand	Language features and rules
C/L Outcome	To be able to read ,write and recognise rhyming words

Lesson notes and activities

Unit 6: What I Do On A Rainy Day

Let's Recite:

Rain, rain, go away

Come back another day

Little Johnny, wants to play

Let's spell, read and identify in the rhyme.

r-a-i-n

rain

d-a-y

day

b-a-c-k

back

p-l-a-y

play

Circle the rhyming words from the box.

1. Rain

Pain	nail
------	------

2. Play

game	tray
------	------

3. Day

Say	go
-----	----

4. Back

Take	pack
------	------

Trace and write the letters

ai



Two sets of handwriting practice lines, each consisting of a solid top line, a dashed middle line, and a solid bottom line.

Colour the pictures matching the sound.

ai

Three illustrations are shown in a row. From left to right: rain falling into a puddle with splashes, a white goat with curved horns, and a blue mailbox with a red flag and several yellow envelopes.

Read draw and colour

<p><u>Rain</u></p>	<p><u>Train</u></p>
--------------------	---------------------

Strand	Numbers
Sub Strand	Whole Numbers
C/L Outcome	To be able to arrange numbers in ascending order.


Lesson notes and Activities

Activity 20: Ascending Order up to 20.

These balls have been arranged from smallest to biggest.



These numbers have been arranged from the smallest to biggest.



Arrange the numbers from the set from the smallest to biggest.

1. **14 12** 12 14

2. **19 12 17**

3. **19 14 18 12**

4. **11 18 16 13 14**

Strand	Numbers
Sub Strand	Whole Numbers
C/L Outcome	To be able to arrange numbers in descending order.

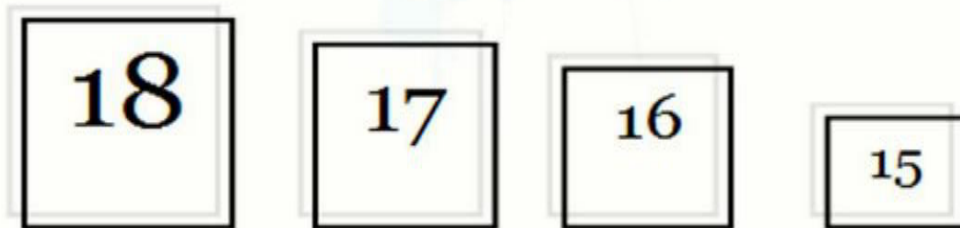
Lesson notes and Activities

Activity 21 Descending Order up to 20.

1. These balls have been arranged from biggest to smallest.



2. These numbers have been arranged from biggest to smallest.



3. Arrange the numbers from the set from the biggest to the smallest.

a. **12 13** 13 12

b. **14 18 10**

c. **18 13 15 10**

d. **11 10 13 18 19**

Strand	Energy
Sub Strand	Can Air Move Things
C. L. outcome	Children should be able to: Feel air and move things with air.

Supporting Practical (optional)

- Ask your child to breathe in and blow the air on their hands.
Ask what to do they feel on their hands (air).
- Help your child to make a kite and fly it. This practical teaches us that air moves things.

Lesson Notes and Activities

- We cannot touch, see, taste or smell air.
- We can feel air. Air is all around us. It is all around us when we work or play.
- Moving air is called wind.
- Air can make things move.

1. Fill in the blank spaces with the correct words given below.

see	wind	feel	Air
-----	------	------	-----

- Moving air is called _____.
- _____ is all around us.
- We can _____ the air.
- We cannot _____ air.

2. Draw three things that can be moved by air.

--	--	--

1098 SABETO SANGAM SCHOOL
SUBJECT: HEALTHY LIVING

Strand	Hygiene
Sub Strand	Personal hygiene
C. L. Outcome	Children will be able to learn how to keep themselves clean.

Lesson notes and activities

What is Personal Hygiene?

- ✓ Personal Hygiene is keeping ourselves clean.

Why personal hygiene is important?

- ✓ Protects you from getting sick.
- ✓ Prevents you from spreading diseases to other people.

Some personal hygiene that we should practice are:

- ✓ Tooth brushing
- ✓ bathing
- ✓ washing hands with soap and water
- ✓ combing hair

Read, draw and colour.

Draw yourself brushing your teeth.	Draw yourself having shower.
------------------------------------	------------------------------

Draw three personal items that we **should not** share with others.

--	--	--

Strand	Reading and Writing
Sub Strand	Language features and rules
C/L Outcome	To be able to read ,write and recognise mathras and words

Lesson notes and activities

आ-त

आ



उ उ अ अ आ आ

उ	उ	अ	अ	आ	आ
उ	उ	अ	अ	आ	आ
आ	आ	आ	आ	आ	आ
आ	आ	आ	आ	आ	आ
आ	आ	आ	आ	आ	आ



आ-त क मात्रा वाला शब्द

पढ़ कर पूरा करो

	क--
	--ला
	मा---
	बा---
	---जा


इ - ई

इ



इ - ई का मात्रा वाला शब्द

पढ़ कर मेल करो

	हाथी
	खीरा
	पानी
	कील
	दीवार
	जीभ

Strand	Myself and Others
Sub Strand	My Friend and I
C.L Outcome	To be able to appreciate the importance of friendship.

Lesson notes and activities



Friends listen to our problems
They take away our sorrows
And put happiness in the right place.

A. Circle the correct word in the bracket using the picture clues on the right.

1. Sharing and caring is a good way to be (naughty, friendly)



2. It is not right to (bully, sleep)



3. Good friends are kind and (rude, honest)



4. Saying bad things about others is (good, rude)



5. Hugging your friend shows that you (hate, care)



NA VOSA VAKA VITI

YABAKI DUA

Ulutaga: Na buli Vosa – Mala rua

Usutu ni lesoni – Me ra rawa ni buli vosa na gone mai na rorogo e soli tiko.

Na Rorogo – ‘e/e’



ke

(be / ke)



se

(le / te)



qe ____

(le/re)



se ____

(be / de)



we ____

(re/ke)