

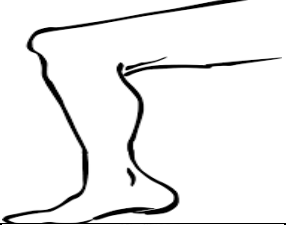
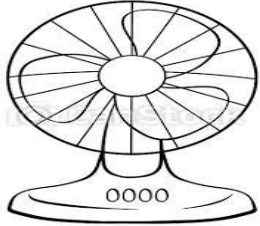





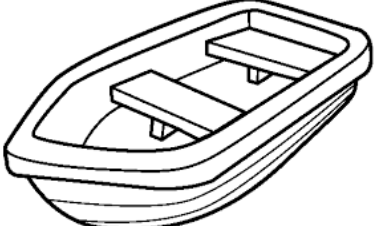



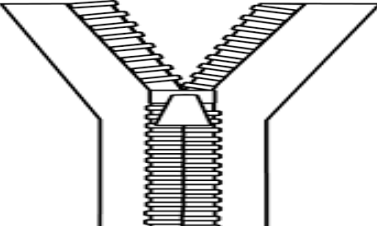

NASINU SANGAM SCHOOL

YEAR 1 ENGLISH

WEEKLY HOMESTUDY PACKAGE 1

1. Continue learning your sounds.

o	octopus	
u	umbrella	
l	leg	
f	fan	
b	bed	
ai	rain	

j	Jam	
oa	Bo <u>at</u>	
ie	T <u>ie</u>	
ee	B <u>ee</u>	
or	F <u>or</u> k	
z	Zip	
w	Web	


2. Sound it 3 times and read it out loud.

A a on in pig did big

fig wig jig habit ... fit ... tin ...

him tin lid zip sit dig bin

3. Look at the pictures and write their beginning sounds.



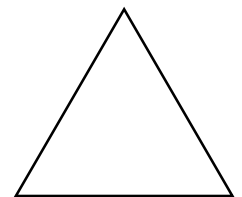


NASINU SANGAM SCHOOL

SUBJECT: MATHS

YEAR: 1

Weekly Home Study Package 1 and 2.

Basic Shapes.



square

circle

rectangle


triangle

1. Circle the shapes that is the same as the first one.

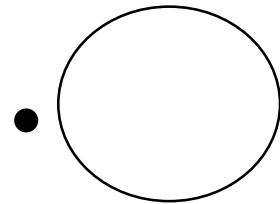
2. Look for an empty carton and cut out the 4 basic shapes and write down the names of the shapes.

3. Read, match and colour the 4 basic shapes.

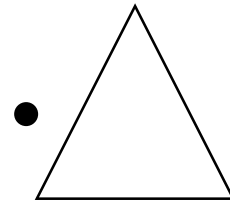
1. Rectangle ●




2. Square ●



3. Triangle ●



4. Circle ●



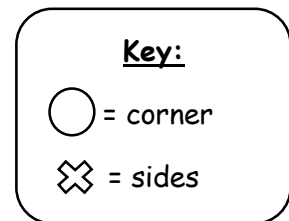
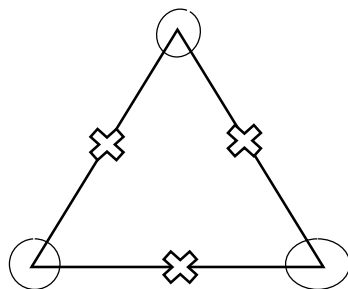
4. Read the name aloud and draw its correct shape.



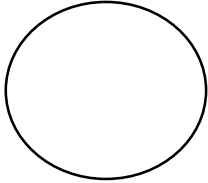

circle	triangle
square	rectangle

5. Properties of Shapes.

*Draw circles on the corner of each shape. Write how many straight sides and corners each shape has.








Example:




Shape	Name	Number of sides	Number of corners.
			
			
			
			

6. Operation - Subtraction.

Introduction to Subtraction.

 <input type="text" value="7"/> take away <input type="text" value="2"/> = <input type="text" value="5"/>
 <input type="text"/> take away <input type="text"/> = <input type="text"/>
 <input type="text"/> take away <input type="text"/> = <input type="text"/>
 <input type="text"/> take away <input type="text"/> = <input type="text"/>
 <input type="text"/> take away <input type="text"/> = <input type="text"/>
 <input type="text"/> take away <input type="text"/> = <input type="text"/>
 <input type="text"/> take away <input type="text"/> = <input type="text"/>

7. More on Subtraction.




$$9 \text{ take away } 4 =$$

$$9 - 4 =$$



$$7 \text{ take away } 3 =$$

$$7 - 3 =$$




$$5 \text{ take away } 4 =$$

$$5 - 4 =$$



$$7 \text{ take away } 2 =$$

$$7 - 2 =$$



$$4 \text{ take away } 3 =$$

$$4 - 3 =$$



$$10 \text{ take away } 5 =$$

$$10 - 5 =$$


NASINU SANGAM SCHOOL

YEAR 1 GENERAL SUBJECTS

WEEKLY HOME STUDY PACKAGE 1

Topic: My Family.

In my family,
We show love and care.
My father, my mother,
My brother, my sister.
And me the loved one there.




1. Read, draw and colour.

1. This is my family.	2. This is my father.
3. This is my mother.	4. This is my brother.
5. This is my sister.	6. This is me.

NASINU SANGAM SCHOOL
YEAR 1 I- HINDI
WEEKLY HOME STUDY PACKAGE 1

उ



उल्लू






क. खाली स्थानो पर लिखो

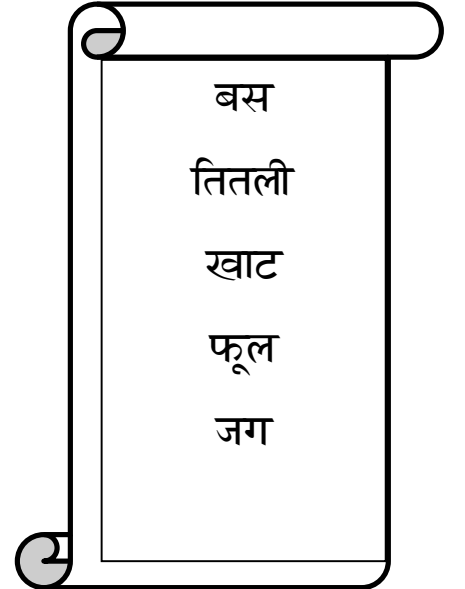
उ	उ	उ	उ	उ	उ
उ					
उ					
उ					
उ					

ख. मात्रा ज्ञानउ (उ)

1. म + ु = मु
2. ट + ु = -----
3. ब + ु = -----
4. क + ु = -----
5. द + ु = -----

ग. खाली स्थानों में सही जवाब लिखो (Fill in the blanks)

1.  यह-----है।
2.  यह-----है।
3.  यह-----है।
4.  यह----- है।
5.  यह-----है।



घ. शब्द बनाओ (Word building)

1. पा + नी = -----

2. गु + ला + ब = -----








3. ति + त + ली = -----








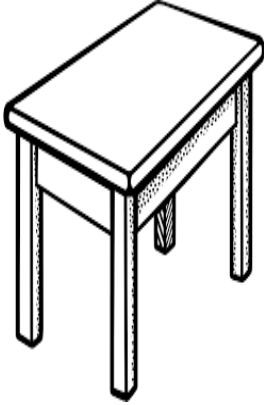
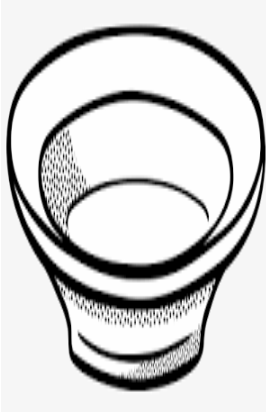


4. क + म + ल = -----

5. फू + ल = -----

NASINU SANGAM SCHOOL
YEAR 1 I- TAUKEI
WEEKLY HOME STUDY PACKAGE 1

ROROGO "Ee".


elefaniti 	beka 	ceva 	delana 
	geti 	jeri 	keke 
leka	Meleni	nei	peni

			
<p>qereqere</p> 	<p>Reki</p> 	<p>sele</p> 	<p>teveli</p> 
<p>veleti</p> 	<p>weleti</p> 		<p>dredre</p> 

Ulutaga: Na Vale.




1. Tabaka vakaiyaloyalonaveika e tu e nalomani vale.



2. Rokatakananomuiyaloyalo.

3. Wirinanaiyaloyalo e tautauvata.





4. Cavuta ka qai vola narorogo.

e e e e e e

— — — — — —

5. Vulicamowilikanavosa mala dua e narorogo.



se

me

we

6. Wilika:

Ogona vale.

