

LOVU SANGAM SCHOOL

YEAR: ONE

SUBJECT: LANGUAGE LITERACY AND COMMUNICATION

Strand	Reading and Writing/Listening and Communicating
Sub Strand	Reading, Speaking and Communication
Content Learning Outcome	-Children recognize that print conveys meaning and begin to use writing materials with purpose. -Children listen, understand and respond to verbal and non-verbal communication.

Story for the Week: Fishing With Grandad

I went fishing with my granddad. We put bait on our hooks. We threw our lines into the water.

Tug, tug, tug went the line. What have we caught?

We hooked a plastic bag. We put the plastic bag into our trash bag.

We threw our lines into the water again. Tug, tug, tug went the line.

What have we caught now? We caught an old shoe.

We tried again. Tug, tug, tug went the line. What have we caught this time?

A fish! My very first fish! We ate it for dinner.

➤ **5 New Words:**

went	fishing	hook	water	caught
-------------	----------------	-------------	--------------	---------------

- Shared Reading
 1. Talk about the title and ask prediction questions.
 2. Read the story aloud and point to the words. Use a natural pace with expression. Ask comprehension questions. Ask prediction questions.
 3. Ask your child to read WITH you.
 4. Ask questions about the story and about the text features.
 5. Show your child where the answers are written in the text.

- Introduce 5 New Words
 1. Introduce 5 new sight words from the Shared Reading text one at a time.
Use a flashcard for each card.
 2. Ask questions about the word.
 3. Clap and say the syllables of the word.
 4. Write the word in the air and in a book (worksheet page).
 5. Stick the flash card on to the wall (ask your child to learn the spelling daily).
 6. Compare all 5 words by asking questions.
 7. Ask children to make up sentences using the words.
 8. Write one sentence on the worksheet for each new word.

1.	went
2.	fishing
3.	hook
4.	water
5.	caught

Answer Sheet: Children will write own different answers.

Year 1 – Week 3 Answersheet
Learning To Know – Maths

Counting

Find the missing number

1 → 2 → 3 → 4 → 5
2 → 3 → 4 → 5 → 6
7 → 8 → 9 → 10 → 11
11 → 12 → 13 → 14 → 15
13 → 14 → 14 → 16 → 17

Count and write:
How many in the set

<p>19</p>	<p>14</p>
<p>19</p>	<p>16</p>
<p>12</p>	<p>11</p>
<p>11</p>	<p>14</p>

© Sangam Education Board - 2021

LOVU SANGAM SCHOOL

YEAR: ONE SUBJECT: PHYSICAL DEVELOPMENT HEALTH AND WELLBEING

Strand	Physical Development and Development
Sub Strand	Movement concepts and motor skills
Content Learning Outcome	Children participate in organized physical activities developing balance, coordination and body awareness.

Achievement Indicator:

Children participate in regular physical activity through creative play, dance, gymnastics and minor games.

- **Learning and Teaching Focus:** Minor Games (Team play)

- **Activities: What's the time Mr Wolf?**
 1. Select one to be Mr Wolf.
 2. Stand behind a line at one end of the general space. **Mr Wolf** stands 3m in front of the line facing the same direction.
 3. When **Mr Wolf** starts walking forward, follow him chanting **What's the time, Mr Wolf?**
 4. If he says, **nine o'clock or one o'clock**, keep following him and asking the time.
 5. If he says **dinner time**, run away.
 6. Try to get **home** before he catches you.
 7. If you get caught, it is your turn to become **Mr Wolf**.



Answer Sheet: Children partake and play with their parents.

Lovu Sangam School
Year 1 – Week 3 Answersheet
Spiritual and Moral Development – Maths

Theme	PICNIC , FISHING AND HUNTING
Strand	Spiritual and Moral Development
Sub strand	Spiritual Awareness
Content learning outcome	Children show a sense of wonder and awareness of different beliefs, values and practices.

Learning a Song

Circle the correct answer

1. The wise man built his house upon a _____

A. Sand

. rock

2. The house on the rock stood _____.

A. Went crash


. firm

3. The _____ man built his house upon the sand.

. Foolish

B. wise

4. Drawn and colour



LOVU SANGAM SCHOOL








YEAR: ONE

**SUBJECT: LANGUAGE LITERACY AND COMMUNICATION –
VOSA VAKA-VITI**

Strand	Reading and Writing
Sub Strand	Reading
Content Learning Outcome	Children recognize that print conveys meaning and begin to use writing materials with purpose.

Lesson Notes:

Vosa Cakacaka: sai koya na vosa tukuna na noda moimoi se na ka eda cakava tiko.

lako		Au rawa ni <i>lako</i> .
cici		Au rawa ni <i>cici</i> .
dabe		Au rawa ni <i>dabe</i> .
qalo		Au rawa ni <i>qalo</i> .
lade		Au rawa ni <i>lade</i> .
moce		Au rawa ni <i>moce</i> .
kaba		Au rawa ni <i>kaba</i> .

Lovu Sangam School
Year 1
Language and Liteacy 2 Hindi
ANSWERSHEET

Strand	Reading and Writing
Sub strand	Reading
Content learning outcome	Children recognize that prints convey meanings and begin to use writing materials with purpose.

द्विए गए अक्षरों को पढो और लिखो

इ	इ	इ	इ	इ	इ	इ	इ	इ
उ	उ	उ	उ	उ	उ	उ	उ	उ
औ	औ	औ	औ	औ	औ	औ	औ	औ
ए	ए	ए	ए	ए	ए	ए	ए	ए
ओ	ओ	ओ	ओ	ओ	ओ	ओ	ओ	ओ
ई	इ	इ	इ	इ	इ	इ	इ	इ
म	म	म	म	म	म	म	म	म
स	स	स	स	स	स	स	स	स
ह	ह	ह	ह	ह	ह	ह	ह	ह
ल	ल	ल	ल	ल	ल	ल	ल	ल