

LABASA SANGAM (SKM) COLLEGE

YEAR: 10 – AGRICULTURAL SCIENCE

WEEK 4 WORKSHEET 4

NAME: _____

YEAR: _____

DUE DATE: 16-08-2021

STRAND 3 – Agronomy

SUB STRAND – Horticulture

LESSON 1

1. Define sexual method of plant propagation

2. State the advantages and disadvantages of sexual propagation

3. Differentiate between monocotyledon and dicotyledon seed

4. COMPLETE THE FOLLOWING SENTENCES

A. _____ is the main part of the plant that is used in sexual propagation.

B. Sexual propagation will result in producing a totally new offspring which is usually referred to as _____.

C. Many of the plants that cannot be propagated through seeds can also be propagated using the method of _____ propagation.

HOME STUDY PACKAGE
LABASA SANGAM COLLEGE
BASIC SCIENCE- YEAR 10-WORKSHEET- 2021
WEEK 4- MATTER

NAME: _____

YEAR: _____

1. What is the physical property of tempered metals?

2. List four ways of changing the shapes of metals?

3. What is meant by the word magnetic material?

4. Name 2 properties of magnetic materials?

5. Define chemical reaction?

6. What are reactants and products?

HOME STUDY PACKAGE

School: Labasa Sangam (SKM) College

Year/Level: 10

Subject: Basic Technology
Worksheet Number 4 /Week 4

Student Name: _____
Due Date: 16th August 2021

GIVEN: The Orthographic views of a shaped block in First Angle projection

REQUIRED:

- (i) Label the 3 views correctly.
- (ii) Using the given dimensions, draw the shaped block in ISOMETRIC drawing, Take measurements from the drawing. Use 'O' as your starting point



1	Guidelines shown	1	
2	Correct printing	1	
3	Correct line work	1	
4	Correct starting point used	1	
5	Correct line work	1	
6	Accuracy (L, W & H)	2	
7	Correct shape	2	
8	Neatness	1	


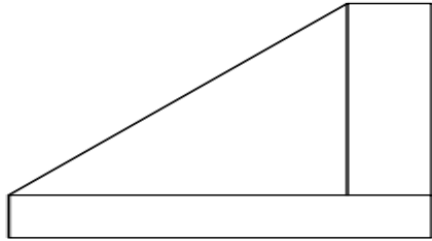


GIVEN: The Orthographic views of a shaped block in First Angle projection

REQUIRED:

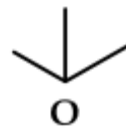
(iii) Label the 3 views correctly.

(iv) Using the given dimensions, draw the shaped block in ISOMETRIC drawing, Take measurements from the drawing. Use 'O' as your starting point



O

1	Guidelines shown	1	
2	Correct printing	1	
3	Correct line work	1	
4	Correct starting point used	1	
5	Correct line work	1	
6	Accuracy (L, W & H)	2	
7	Correct shape	2	
8	Neatness	1	



HOME STUDY PACKAGE
LABASA SANGAM (SKM) COLLEGE
WORKSHEET NUMBER 4

NAME: _____

YEAR: 10 ____

SUBJECT: COMMERCIAL STUDIES

DUE DATE: 16th August, 2021

Week 4: July 26th – July 30th

The following information was provided by Divan Singh, a retailer in Raviravi, Savusavu for the month of September, 2009

September	3	Bought vehicle from Friendly Drive Limited \$15 000
September	6	Charged interest to Moses Kelly \$20
September	10	Took \$50 worth of goods for his family's use.
September	15	Sold an old furniture to Mohan Lata \$160
September	20	William Smith charged freight \$30

Required:

Use the information given above to prepare the General Journal entries for Divan Singh's Retail Shop. (Narrations are not required).

General Journal

Date	Particulars	Debit (\$)	Credit (\$)
Sept 3			
Sept 6			
Sept 10			

Sept 15			
Sept 20			

HOME STUDY PACKAGE
LABASA SANGAM [SKM] COLLEGE
WORKSHEET 4

NAME: _____

YEAR 10 _____

SUBJECT: ENGLISH

DUE DATE: 16 AUGUST 2021

TOPIC: SHORT STORIES

PART I

Read the two extracts given below to answer the questions that follows.

EXTRACT I

The sun went down lower. **X** could not imagine himself sleeping in his snug bure while the old lady was out in the cold, perhaps even in the rain, so he invited her to his house.

(a) Write the title and author of the short story from which the above extract is taken.

Title: _____

Author: _____

(b) Name the person labeled **X** in the extract and describe his attitude towards the old lady in this extract.

(c) Apart from **X** who is the other character in the extract and at which time of the day did they meet?

EXTRACT II

“The death of my friend Milton was like a force that pushed me to speak out and be bold....to make known that we don’t have to live like this,” **she** said.

(a) Write the title and author of the short story from which the above extract is taken.

Title: _____

Author: _____

(b) Name the character ‘**she**’ and state how the death of her friend changed her life as mentioned in the extract. _____

(c) What message does she want to make known to others in her country?

Use your knowledge of the short stories listed below to answer the questions that follow.

List of Short Stories:

- 1. A Peculiar Picnic
- 2. A Pair of Black Shoes

Write the title and author of the one short story from the list given in Part II and answer the questions below in your Answer book.

Title: _____

Author: _____

(a) Name and describe the main character.

(b) Name and describe the setting of the story.

(c) Discuss one effective style used to by the author to make this story interesting to read.

Using another short story from the same list above, answer the questions given below.

Title: _____

Author: _____

(a) Describe an incident in the story that teaches you an important lesson.

(b) Explain the relevance of the background of people in (c) to the society you live in.

Choose another short story from [Part I] and complete the following:

(a) The short story _____ by _____ is interesting to read because

THE END

LABASA SANGAM (SKM) COLLEGE

LESSON NOTES 1

School : Labasa Sangam (SKM) College

Year: 10




Subject : Home Economics

Strand	Food and Nutrition
Sub- Strand	4 – The Kitchen
Content Learning Outcome	<ul style="list-style-type: none"> • Kitchen Safety Hygiene and Management • Identify and describe factors affecting kitchen planning.

Lesson Notes - 1

KITCHEN PLANNING

- When building a new kitchen, we have to give it a good amount of considerable thought.
- We use a lot of time and energy in preparing and cooking of meals for the family, so a continuous working area is essential .
- Poor planning of the kitchen work flow will end up in frustration and fatigue for the cook.

	Factors	Pictures
1.	<p>Morning Sun</p> <ul style="list-style-type: none"> • gives a pleasant atmosphere for the commencement of the day. • The kitchen will then remain relatively cool throughout the day. 	
2.	<p>Size and Shapes</p> <ul style="list-style-type: none"> • It should be compact to allow easy use of cupboards and work areas. 	
3.	<p>Lighting</p> <ul style="list-style-type: none"> • A kitchen should have sufficient light to make working in it safe and comfortable. • Windows to be well placed and large enough to provide adequate daylight. • Fluorescent lighting is bright and direct. • Low energy fluorescent light bulbs can be fitted to provide lighting where it is most needed. 	
4.	<p>Ventilation</p> <ul style="list-style-type: none"> • is necessary to extract steam, odours and grease from the air. • Open windows are the simplest form of ventilators • e varieties of exhaust fans are available. 	



WORKSHEET - 1

Name: _____ **Year:** _____

a. Compare natural and artificial lighting in terms of kitchen hygiene.

b. Write down two effects of poor kitchen planning?

1. _____

2. _____

c. Why is proper ventilation important in a kitchen?

d. Explain what will happen if the lights in the kitchen is placed over-head.

LABASA SANGAM (SKM) COLLEGE

LESSON NOTES 2

School : Labasa Sangam (SKM) College

Year: 10

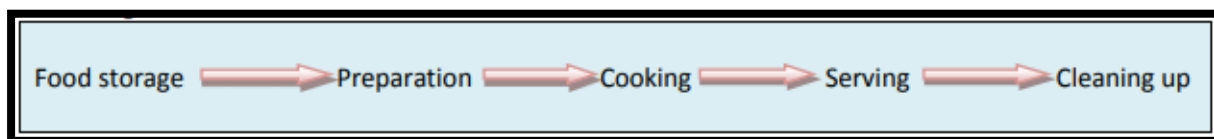
Subject : Home Economics

Strand	Food and Nutrition
Sub- Strand	4 – The Kitchen
Content Learning Outcome	<ul style="list-style-type: none"> • Kitchen Safety Hygiene and Management • Identify and describe factors affecting kitchen planning.



Lesson Notes - 2

KITCHEN PLANNING

- A good kitchen flow will look like this:



	Factors	Pictures
5.	<p>Height of Work bench</p> <ul style="list-style-type: none"> • Vary counter heights according to the task to be performed at each to avoid muscle strain. • <i>Preparation Surfaces:</i> 3-4 inches below elbow • <i>Cooking Surfaces:</i> 5-6 inches below elbow to avoid splashing of hot oil at face height • <i>Low Level Surfaces :</i> 8 inches below elbow for rolling dough or kneading pastry /roti 	<p>The image shows a 3D perspective view of a kitchen layout. It highlights three different counter heights: a tall counter for preparation, a medium counter for cooking, and a low counter for tasks like rolling dough. Labels indicate 'PREPARATION SURFACE', 'COOKING SURFACE', and 'LOW LEVEL SURFACE'.</p>
6.	<p>Storage Area</p> <ul style="list-style-type: none"> • is needed in the kitchen for food, utensils, serving dishes, small and large equipment . • The units should be laid out to give storage space for each item in the area of the kitchen where it is most used. 	<p>The photograph shows a real-life kitchen with wooden cabinets and a countertop. Various kitchen items like bottles, containers, and a red box are placed on the counter, demonstrating storage areas.</p>
7.	<p>Appropriate Floor and Covering</p>	

	<ul style="list-style-type: none"> • Kitchen floors should have following characteristics: easy to clean, non-slip, warm to feet, non- absorbent to grease and liquid. • <i>Suitable flooring material</i>:-timber, vinyl tiles/sheet flooring, ceramic/quarry tiles *carpet/rugs: not advisable, as it is difficult to clean and it absorbs stains easily. 	
8.	<p>Coverings and Screen</p> <ul style="list-style-type: none"> • Curtains or blinds could be used for coverings. • The materials selected for curtains should be durable and easily laundered. • To be short and fits neatly at the windows and well away from stoves and electric appliances. • Windows screens prevent flies and other insects from entering the kitchen. 	

WORKSHEET - 2

Name: _____ **Year:** _____

a. Explain the **three** different heights of work benches and their function?

1. _____

2. _____

3. _____

b. Write down one factor to keep in mind for the following kitchen factors:

- When choosing curtains for kitchen –

1. _____

2. _____

- When choosing suitable kitchen flooring and covering –

1. _____

2. _____

LABASA SANGAM (SKM) COLLEGE

LESSON NOTES 3

School : Labasa Sangam (SKM) College



Year: 10

Subject : Home Economics

Strand	Food and Nutrition
Sub- Strand	4 – The Kitchen
Content Learning Outcome	<ul style="list-style-type: none"> • Kitchen Safety Hygiene and Management • Identify and describe factors affecting kitchen planning.

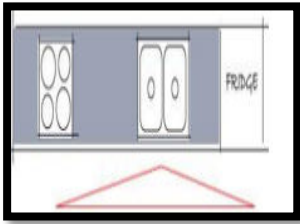
Lesson Notes -3

KITCHEN PLANNING

Factors		Pictures
9.	<p>Ceiling</p> <ul style="list-style-type: none"> • are usually of smooth boards and painted with gloss or semi-gloss paint • suitable ceilings resist grease which tends to build up on the surface. E.g. Masonite board, ply board, gib board, timber. 	
10.	<p>Bench Wall</p> <ul style="list-style-type: none"> • Kitchen bench wall settings with drawers under the benches can be either used for the storage of dishes which you serve • or kitchen items you use less often and want out of the way 	

FOUR BASIC KITCHEN LAYOUTS

Kitchen shapes	Advantages	Disadvantages
1. Strip	Great for small space <ul style="list-style-type: none"> • Everything only a step away 	<ul style="list-style-type: none"> • Distances between work areas tend to be long.



This style of kitchen is commonly used in small space situations such as apartments or small flats. The layout positions all appliances and work areas in one row.

- Can be extended or compacted to fit almost any area
- can place a microwave in the upper cabinetry .
- Add full height cabinets to ceiling for more storage space
- Works well with open designs found in many homes
- Can place an *island bench* or moveable work bench
- Can allow for a small table or dining setting
- Can be screened off from main living area

- No breakfast bar
- No work triangle
- Minimum bench space
- Restricted storage if not designed correctly

WORKSHEET - 3

Name: _____ **Year:** _____

Strip Shaped kitchen

1. Explain four advantages and four disadvantages for a Strip – shaped kitchen.

Advantages

- a. _____

- b. _____

- c. _____

- d. _____

Disadvantages

- a. _____

- b. _____

- c. _____

- d. _____

NB- Year 10 [Home Economics Student]

- Read and read and read until you understand the notes in your word words.
- Learn to read the notes in English, and try to translate it in your own mother tongue (Itaukei o Hindi).
- Refer to your textbook and keep it well.
- Stay safety, mask-up, no hugging or shaking hands

LABASA SANGAM (SKM) COLLEGE

NAME: _____

HOME STUDY PACKAGE

YEAR: _____

YEAR 10 MATHEMATICS

WORKSHEET 4

Week 4 ACTIVITY

STRAND 4: GEOMETRY

SUB – STRAND: CONSTRUCTIONS

1. Construct a 30° angle using the line segment AB.



HOME STUDY PACKAGE
LABASA SANGAM (SKM) COLLEGE
OFFICE TECHNOLOGY
YEAR 10
WORKSHEET 4

Note :

- **dear students you can either file this notes or paste it in your note book, and for worksheet you are to read the notes and complete the worksheet**
- **return the worksheet to school on the due date mentioned below**

STUDENT NAME: _____

YEAR: _____

DUE DATE FOR SUBMISSION : 16th August 2021

INSTRUCTIONS

1. Read your lesson notes and answer the questions given in your worksheet
2. Complete all 3 worksheet on weekly basis and submit it when your parents come to collect next batch of home study package on 16th of August 2021.

WEEK 4 LESSON 1

1. Define external Environment?

2. Differentiate between Micro and macro environment?

3. Explain the following terms:

i) Suppliers: _____

ii) Customer:

iii) Social environment :

iv) Economic Environment:

Home Study Package					
SCHOOL	Labasa Sangam (Skm) College	YEAR:	10	SUBJECT:	SOCIAL SCIENCE

Topic: Social Organisation And Processes
UNITED NATIONS ORGANISATION
WORKSHEET: 4

(Read the notes on Government and Democracy on pages 11-20 and answer the following questions)

Multiple Choice Circle the best answer

1. The **Secretariat**, which is one of the six organs of the United Nation was established to:

- A. maintain international peace and security.
- B. help island nations to attain independence.
- C. organise the import and export of military weapons.
- D. put into operation the programme of the United Nations.

2. The **current** Secretary General of the United Nation is _____

- A. John Howard.
- B. Koffi Anan.
- C. Greg Urwin.
- D. Antonio Guterres.

Short Answer Question

1. State the **UN Organisation** that deals with Child Labour in Fiji and discuss why they don't promote child labour.

Multiple Choice Circle the best answer

1. Which of the following is the **Principal judicial organ** of the United Nations?

A. Security Council

C. Trusteeship Council

B. General Assembly

D. International Court of Justice

2. The **headquarters** of the International Labour Organisation is located in

A. Italy

C. Geneva

B. Paris

D. New York

3. The **F.A.O** is primarily involved in _____

A. raising levels of technology

B. contributing to peace in the world.

C. ensuring the safe and orderly growth.

D. ensuring food security in the world.

Short Answer Question

1. What do the acronyms **UNICEF** stand for and state one of its functions.
