

Theme: Sports Strand: Reading and Viewing

CLO: To be able to build a rugby vocabulary, read about rugby and apply their knowledge in relevant activities.

KAJI STAR RUGBY PROFILE



Name: Josese Ratu
Year : 9 years old
School: Sabeto Boys School
Played: Nadi Kaji Under 10, 2019
Position: Wing
Favourite food: Chicken Curry
Drink: Tang Juice
Hobby: Watching movie and playing
Rugby Hero: Waisale Serevi

A. Comprehension: Answer the questions in complete sentence

1. Whose profile is this? _____
2. How old is he? _____
3. Which school does he attend? _____
4. Why does he choose to play the wing position? _____
5. What are his favourite food and drink? _____
6. What are his hobbies? _____

B. Use the list below to label each picture

Whistle	Ball	Boots	Tackle	goalpost	jerseys
----------------	-------------	--------------	---------------	-----------------	----------------











Notes:

1. We wear clothes to suit our different weather conditions.
2. During hot weather, we will wear light and cotton clothes.
3. You will use your raincoat during rainy weather.
4. Jackets, socks, pajamas could be worn during winter or cold weather.

Activity: Color RED the clothes you will wear during hot weather and colour GREEN the clothes you will wear during cold or winter weather.



Activity 2: Draw, color or paste 3 things you would use on a rainy day.

1.

2.

3.

Activity 3: Research Work

- a. Why do we wear heavy clothes during cold and winter weather?

- b. What are these heavy clothes made of?

Wase 7

Ulutaga: Na Loga ni Uvi

Usutu ni Lesoni: me vukei ira na gone me ra rawa ni kila:

- Ni uvi e I tei ni yabaki. (tei ga vakadua ena dua na yabaki)
- Ni tiko na duidui ni yaca ni uvi kei na kedra roka.
- Ni tiko na veitarataravi ni tei ni uvi.
- Vulica ka kila na I vosavosa vaka Viti.

Notes:

Na veitarataravi ni tei ni uvi

- Tei
- Tubu
- Botabota
- Mago (malai se mate na drauna)
- keli

Na I vosavosa vaka Viti

- Liga bula – na tamata dau tei ka vakalewe na ka e tea.
- I yavoi – na kakana e tei ena maliwa ni bukebuke ni uvi.
- Liga mate – na tamata e lecava na teitei, mate se mate wale na ka e tea.

Cakacaka Lavaki:**a. Vosa veibasai**

- | | |
|------------------|------------------|
| 1. Tei - _____ | 2. Kelia - _____ |
| 3. Solia - _____ | 4. Yadra - _____ |
| 5. Siga - _____ | |

b. Digitaki Vosa

Bukebuke	I yavoi	wai ni uca	vakadataki
----------	---------	------------	------------

- E dau drodro na _____ ena I kelikeli
- E dau _____ na q ani uvi ena gasau
- E dau lau na I _____ ena maliwa ni bukebuke
- E dau tei na uvi ena _____

c. VAKADIDIKE






- Vakataroga ka vola eso na yaca ni mataqali uvi kei na kedra roka.
- Tabaka vakaiyaloyalo e dua na loga ni uvi.

Theme: The Wilivola kei na Rorogo

A. Matuavosa

a	e	i	o	u
ba		bi		
ca	ce	ci		cu
	de	di	do	

VOTU: Wilika na votu ka buli vosa kei na yaloyalo mai kina

i	 ika	iri	_____
o	 ose	ota	_____
u	 ura	uto	_____
e	 elefaniti	_____	_____
a	 apolo	_____	_____

Na I Rorogo – Vakaotia mai ogo

- sa + sa = sasa
- ma + ta = _____
- ta + ta = tata
- va + va = vava

- na + na = _____
- ga + ta = _____

Strand: Numbers

Sub-strand: Operation

Topic: Addition of ones and tens

CLO: To recognize that addition increases the total number of objects

Eg.

□□□□□	□□□□□□□	□□□□□□□□□□	□□
5	+	7	= 12

Notes:

- Addition increases the total number of objects .
- A stick is formed from 10 small cubes.
- The answer you get from adding 2 numbers is called the **SUM**

Activity:

a. Use the cubes to add the following

- | | | | | | | | |
|----|---|---|---|---|-----------|-------|---------|
| 1. | 8 | + | 3 | = | □□□□□□□□ | □□□ | = 11 |
| 2. | 7 | + | 2 | = | □□□□□□□ | □□ | = _____ |
| 3. | 6 | + | 5 | = | □□□□□□ | □□□□□ | = _____ |
| 4. | 9 | + | 4 | = | □□□□□□□□□ | □□□□ | = _____ |

b. Adding Tens: Draw your sticks to help you find the sum.

- Eg. □□□□ □□□ □□□□□□□□
- 4 tens + 3 tens = 7 tens = **40 + 30 = 70**
- | | | | | | | | | | | |
|----|-------|------|---|-------|------|---|-------|------|---|---------------------|
| 1. | 6 | tens | + | 3 | tens | = | 9 | tens | = | 60 + 30 = 90 |
| 2. | 5 | tens | + | 2 | tens | = | _____ | tens | = | _____ |
| 3. | 4 | tens | + | 4 | tens | = | _____ | tens | = | _____ |
| 4. | 2 | tens | + | 6 | tens | = | _____ | tens | = | _____ |
| 5. | _____ | | + | _____ | | = | _____ | | = | 20 + 30 = 50 |

Subject: Hindi YEAR 2

Strand	Reading & Writing
Sub Strand	Language features and rules
C/L Outcome	To be able to read and comprehend

दिए गए कहनी को पढ़े और सवालो के जवाब लिखे।

एक सुन्दर तिल्ली

एक सुन्दर तिल्ली फूल पर बैठी है।
उस तिल्ली का रग लाल है।
वह तिल्ली पीली फूल पर बैठी है।
सरस ने फूल तोडा और तिल्ली उड गई ।

सही जवाब पर गोला का निशान बानओ।

१. तिल्ली कैसी है ?
क. बडी ख. सुन्दर
२. तिल्ली का रग क्या है ?
क. लाल ख. पीली
३. तिल्ली _____ फूल पर बैठी है ।
क. लाल ख. पीली
४. किस ने फूल तोडा है ?
क. रानी ख. सरस
५. तिल्ली _____ गइ ।
क. गिर ख. उड

सही जवाब पर गोला का निशान बानओ।

१. राम रो (रहा / रही) है ।
२. मैं आज पाठशाला (जाऊगा / जाऊगी)।
३. मा (अच्छा / अच्छी) है ।
४. सीमा दौड (रहा / रही) है ।
५. रमेश चला (गया / गई) ।

वाक्यों को सुधार कर लिखो

१. उड गई तिल्ली ।
२. खाता है राम ।
३. दौड़ते है हम ।
४. दौड राज है रहा ।