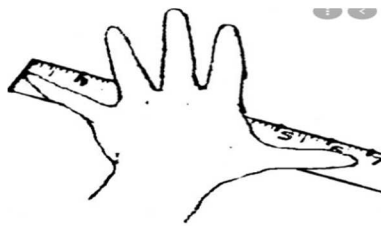


STRAND	Measurement
SUB STRAND	Non- standard units in length.
CONTENT LEARNING OUTCOME	To estimate and compare and measure lengths.

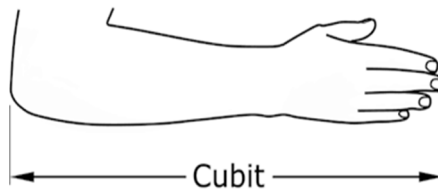
**Notes****Topic: Non – standard Units.**

1. Non standard units are:

**Hand spans**



**Cubits**



**paces**

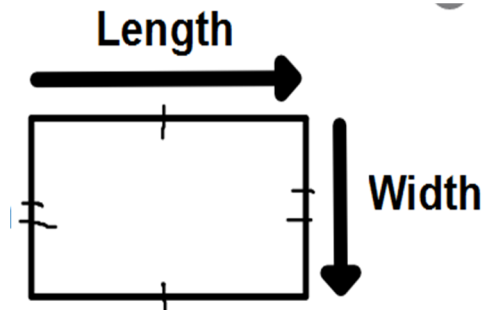


2. We can use **hand spans, cubits and paces** to estimate and measure things.

3. **Estimate** means to guess something.

## Activities.

### Example:



1. Measure the **length of your door using cubits**. Fill in the blanks

Door	Estimate(guess)	No.of cubits
Length		

2. Estimate and measure the **length and width of your T.V using hand spans**.

Television ( T.V)	Estimate(guess)	No.hand span
Length		
Width		

3. Estimate and measure the **length and the width of your house using paces**.

House	Estimate (guess)	No.of paces
Length		
Width		

1628 LABASA SANGAM PRIMARY SCHOOL

YEAR: 2


NA VOSA VAKA VITI

WORKSHEET: 2

STRAND	Vakadigotaki ni Yatuvosa
SUB STRAND	Vakadigotaki.
CONTENT LEARNING OUTCOME	Me ra vakadigotaka vakadodonu na I yatuvosa.

Notes

Ulutaga : Vakadigotaki ni Yatuvosa.



Cegu balavu



Cegu leka



Cegu taro

1. Oqo era dau vakayagataki e na yatuvosa.

2. E dau solia na I balebale ni yatuvosa.

## Cakacaka Lavaki.

Wilika ka wirina na **cegu balavu, cegu leka kei na cegu taro** ena yatuvosa.

1. Au sa yabaki vitu.
2. O cei na yacai nomu I tokani?
3. Au gone ni Bua, kau vakaitikotiko e Tuatua.
4. Drau na qai lesu mai ena siga cava?

**Vakadigotaka na I yatuvosa. ( • ☞ ? )**

1. Au sa yabaki tini
2. Keitou lewe tolu rua na tagane ka dua na yalewa
3. E tolu na noqu I tokani ko Mere Semi kei Tomasi
4. Ena qai kele mai ni mataka na waqa nei Epeli

1628 LABASA SANGAM PRIMARY SCHOOL

YEAR: 2





ENGLISH

WORKSHEET: 2

<b>STRAND</b>	Transport
<b>SUB STRAND</b>	Punctuation Marks
<b>CONTENT LEARNING OUTCOME</b>	Identifying punctuation marks in the sentences.

**Readings.**

**PUNCTUATION MARKS.**

	Full stop	Use at the end of a sentence.
	Comma	Separate the ideas
	Question mark	Ask question
	Exclamation mark	Shows feeling.

## Readings

### Topic: Go, go, go!

We can fly in a plane.

We can ride on a train.

In a boat, we will row.

We can go, go, and go!

We go near, we go far.

In a bus or a car.

We go high, we go low.

So, where should we go?




## Activity

**Colour the full stop in RED.**

**Colour the comma in YELLOW**

**Colour exclamation mark in ORANGE**

**Colour question mark in GREEN**



### Put the correct punctuation marks.


1. Where is Mother
2. Watch out
3. I can jump
4. I like orange mango and apples

STRAND	ENERGY
SUB STRAND	TRANSPORTATION
CONTENT LEARNING OUTCOME	Identify different means of transport

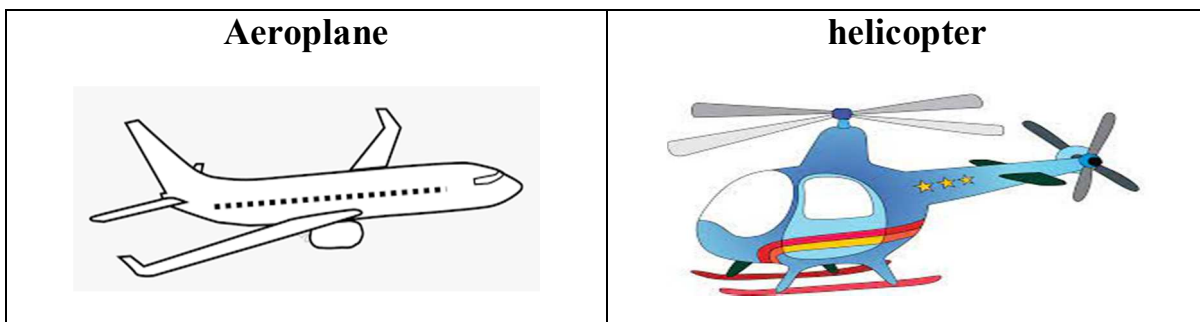
**Notes**

**Modes of Transport**

- **Water Transport** – is used in the sea, river or oceans.
- **Examples**



- **Air Transport** – is used in the air.
- **Examples**



**Activity**

A. Write True or False




1. Car is a water transport. \_\_\_\_\_

2. Helicopter is an air transport. \_\_\_\_\_

3. Ships sail in the sea. \_\_\_\_\_

B. Label the type of transport correctly.

Air transport	Land transport	Water transport
---------------	----------------	-----------------

C. Draw and colour

Water transport	Air transport



PHYSICAL DEVELOPMENT, HEALTH AND WELLBEING

WORKSHEET: 2

STRAND	HEALTHY LIVING
SUB STRAND	TRANSPORTATION
CONTENT LEARNING OUTCOME	Identify safety tips on water transport.

Notes

Water Transport Safety

- Always travel with an adult.
- Do not stand in small boat.
- Do not walk while travelling in a boat.
- Always be seated with an adult.
- Do not put your hands and head out.
- Do not shout or make noise in the boat.

Activity

A. Colour the picture which shows that water safety tips are followed.



B. Write True or False

1. Shout in the boat. \_\_\_\_\_
2. Travel alone in a boat. \_\_\_\_\_
3. Do not run in the boat. \_\_\_\_\_
4. Sit properly with your parents in an open boat. \_\_\_\_\_

STRAND	TRANSPORT
SUB STRAND	PEOPLE WHO HELP US
CONTENT LEARNING OUTCOME	Identify some people who help us while travelling in transports.

Notes:

People who help us

- Captain – sails the boat or ship.
  - Sees that everyone is safe in the ship.
  - Tells the crew members what they have to do.



- Pilot – flies the aeroplane.
  - Ensure that all passengers are safe.



Activity

A. Match the picture with the name.

Pilot



Captain



B. Fill in the Blanks

1. A \_\_\_\_\_ flies an aeroplane.

2. A captain sails the \_\_\_\_\_.






1628 LABASA SANGAM PRIMARY SCHOOL

YEAR: 2





HINDI

WORKSHEET: 2

क. सही अक्षर को गोला करो ।

	म	क	आ
	न	घ	उ
	मा	र	क
	ए	ख	अं
	ख	ल	स

ख. दिए गए चित्रों को रंग करो

लाल	
पीला	
काला	
नीला	
हरा	