

STRAND	Reading and Writing
SUB-STRAND	Reading
LEARNING OUTCOME	Able to read, understand and answer questions to help determine the meaning of words and phrases in a given text.

Read the passages and answer the questions given below:

My New Pet

My dad bought me a new pet. He is a cute little dog. He is sleepy, as he is little now.



My dad and mom help me to keep the dog clean. We have a doghouse where he stays. I play with him in the evening when I come home from school.

He is growing quickly. I love my new pet.

1. Who is my new pet? _____
2. Why is he sleepy? _____
3. Who helps me to keep the dog clean? _____
4. Where does my pet stay? _____
5. I play with my pet in the evening. (True / False) _____
6. My pet is growing _____.

1075 Lovu Sangam School
Year 2
Numeracy
Weekly Home Package -3

STRAND	Numbers
SUB-STRAND	Whole Numbers
LEARNING OUTCOME	Able to identify the relationship between greater than and less than

Lesson Notes

> bigger than < less than = equal to

NB. To put the correct sign we can say it this way. Less than or smaller than (<), bigger than or greater than (>) or equal to (=).

32 > 8

Compare these numbers

Step 1: The more the digit the bigger the number. Then write the 'bigger than or greater than' sign (>) to make the sentences true.
 If the digit are the same then we move on to the next step

- a. 12 _____ 3
- b. 24 _____ 8
- c. 43 _____ 7
- d. 57 _____ 2
- e. 39 _____ 9

Step 2: Compare the Tens and then write the correct sign smaller than (<), or greater than (>) in the space provided to make the sentences true.
 If the tens are the same then move on to step 3

- a. 32 _____ 45
- b. 25 _____ 12
- c. 49 _____ 39
- d. 67 _____ 98
- e. 45 _____ 23

Step 3:
 Compare the Ones., then write the correct sign less than (<), greater than (>) or equal to (=) in the space provided.

- a. 32 _____ 35
- b. 25 _____ 22
- c. 49 _____ 49
- d. 97 _____ 98
- e. 45 _____ 45



1075 – LOVU SANGAM SCHOOL

YEAR 2

PHYSICAL DEVELOPMENT, HEALTH AND WELL BEING

WORKSHEET 3

STRAND	Healthy Living
SUB STRAND	Building Healthy Relationships
CONTENT LEARNING OUTCOME	Being a good sportsman


Good Sportsman

Do you love sports? Do you like watching the games too? Well, when we play or watch a sport, we must learn to show respect to others whether in or out of the field. You must respect the players, the coaches, the officials, the parents and those who are watching the game. This is called being a **good sportsman**. Following the game rules and listening to the referee are examples of a good sportsman.

Here are some other ways of being a good sportsman:

1. Be a team player
2. Say 'Thank You' to your coach
3. Shake hands after the game
4. Avoid bad words while playing
5. Congratulate the winning team if you lose

Activity: Colour the drawing below and learn our 'good sportsman promise'.



I promise to try my hardest to play by the rules

I promise not to cheat or do anything bad

I promise not to tease the other team or another person

I promise to do my best with my skills

If I disagree I will share my feelings in a respectful manner

I promise to shake hands after the game and accept the outcome.

1075 – LOVU SANGAM SCHOOL

YEAR 2

LEARNING TO KNOW – SCIENCE

WORKSHEET 3


STRAND	Matter
SUB STRAND	Forces
CONTENT LEARNING OUTCOME	Identify and describe certain forces (push and pull)

Lesson Notes


What is a force?

A force is a push or pull on an object. A force can cause an object or thing to speed up, slow down, stay the same or change its shape.

For example, when you open your book you are applying force by pulling it and when you close your book you are applying force by pushing it.



Pulling




pushing

Activity: Study the pictures below and identify the forces by writing ‘push’ or ‘pull’ as your answer.









1075 – LOVU SANGAM SCHOOL

YEAR 2

LIVING AND LEARNING TOGETHER

WORKSHEET 3

STRAND	Culture and Diversity
SUB STRAND	Culture
CONTENT LEARNING OUTCOME	Participate in cultural stories

Story About Jesus

Many years ago, an angel came to a beautiful woman, named Mary. The angel told Mary that she was going to have a baby. Mary and her husband, Joseph took a trip to Bethlehem so that Mary can give birth to her new born baby. When they arrived there, they quickly looked for a place to stay but there was no room left for them. They ended up spending the night in a stable, a place where animals live. Mary gave birth to a son on that night and named him Jesus just as the angel told her. Mary and Joseph were excited and Jesus became the saviour of all people as the Bible promised.


Activity: Colour and Label the picture below with these answers:

Mary, Joseph, Jesus

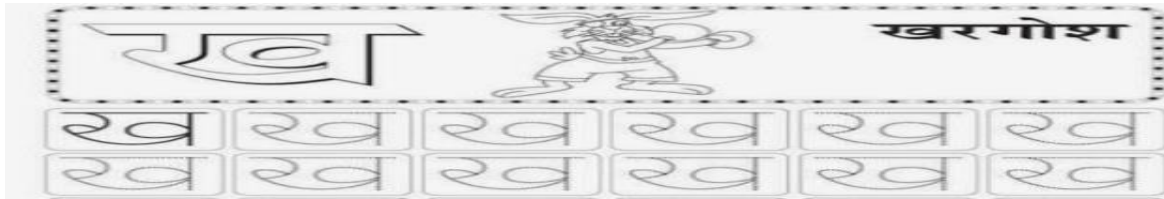


Lovu Sangam School
Year 2
Literacy
Weekly Home Package -3


STRAND	Reading and Writing
SUB-STRAND	Writing
LEARNING OUTCOME	Able to print correctly



Write **कबूतर** on the lines provided.



Write **खरगोश** on the lines provided.



Write **गमला** on the lines provided.

1075 – LOVU SANGAM SCHOOL

YEAR 2



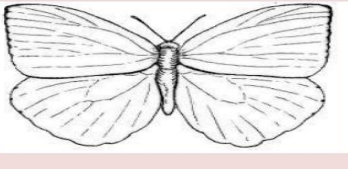





I-TAUKEI

WORKSHEET 3

NA VEIROKA ESO

<u>English</u>	<u>I-taukei</u>	<u>Hindi</u>
<u>White</u>	<u>Vulavula</u>	<u>ujjar</u>
<u>Black</u>	<u>Loaloa</u>	<u>Kariya</u>
<u>Red</u>	<u>Damudamu`</u>	<u>laal</u>
<u>Yellow</u>	<u>Dromodromo</u>	<u>peeyar</u>
<u>Blue</u>	<u>Karakarawa</u>	<u>Neela/lilah</u>
Green	Drokadroka	Hariyar
Brown	Qelegele	Bhura
Pink	Senikavika	gulaabi
Purple	Lokaloka	baigini
Orange	Seninawanawa	orange

Activity: Rokataka na i yaloyalo e ra ena veiroka eso ka volai koto oqori:

<p>lokaloa/ baigini</p> 	<p>loaloa/kariya</p> 	<p>damudamu /laal</p> 
<p>dromodromo/peeyar</p> 	<p>vulavula /ujjar</p> 	<p>qelegele /bhura</p> 
<p>karakarawa /leel</p> 	<p>senikavika /gulaabi</p> 	<p>drokadroka /hariyar</p> 