

RAVIRAVI SANGAM SCHOOL

YEAR 2

LITERACY

WORKSHEET 3

<i>FALD THEME</i>	SAFETY
<i>STRAND</i>	READING AND WRITING
<i>SUB -STRAND</i>	WRITING
<i>LEARNING STANDARDS</i>	Using picture clues to identify sounds, write plurals, interpret words into pictures





LESSON NOTES-

Plurals – mean that there is more than one . We add “ s “ to show plural form. eg
one dog- three dogs






QUESTION 1-WRITE THE PLURALS

- | | |
|-------------------|-----------------|
| 1. toy --- _____ | 4 book -- _____ |
| 2 . ball -- _____ | 5 boat -- _____ |
| 3. bat -- _____ | 6 mat -- _____ |

QUESTION 2-Read, draw and colour.

Ana has a big knife. 	The red truck is on the road. 	I play with my ball and bat. 	Dad has a box of books. 
---	--	--	--

QUESTION 3- PUT THE CORRECT BLENDS- [br , cr , tr , dr , fr]

___um 	___og 	___ush 	___uck 	___ab 
--	--	---	--	--

RAVIRAVI SANGAM SCHOOL

Weekly Home Study Package

YEAR 2

NUMERACY

WORKSHEET 3

STRAND	NUMBERS
SUB-STRAND	OPERATIONS -subtraction
CONTENT LEARNING OUTCOME	To subtract 2 digit numbers without regrouping

LESSON NOTES- We subtract ones first and write the number (answer) in the ones place. Then we subtract tens and write the number in the tens place. We can use sticks to subtract .

VOCABS- subtraction means – minus , -- , take away , how many left , less, difference , few , gave away,

QUESTION 1

	tens	ones		tens	ones		tens	ones		tens	ones		tens	ones
	3	5		4	5		6	7		8	4		5	9
--	2	4	--	3	1	--	3	2	--	4	4	--	3	0

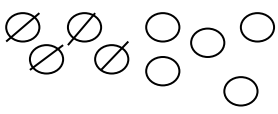
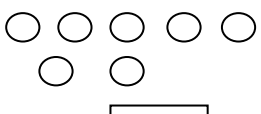

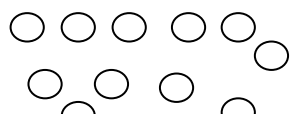
QUESTION 2

A].Ram had **thirty eight** bananas. His friends ate **seventeen**. How many were **left**?

B] Tomu had 15 **marbles** but lost **10**. How many marbles are **left**?

QUESTION 3

Show the subtraction facts and write the answer.

 9 -- 4 = <input type="text" value="5"/>	 7 - 3 = <input type="text"/>	 15 -- 9 = <input type="text"/>	 11 -- 6 = <input type="text"/>
--	---	--	---

RAVIRAVI SANGAM SCHOOL

YEAR 2

HINDI

WORKSHEET 3

<i>FALD THEME</i>	SAFETY
<i>STRAND</i>	READING AND WRITING
<i>SUB -STRAND</i>	WRITING
<i>LEARNING STANDARDS</i>	Using picture clues to identify sounds and write plurals.

LESSON NOTES- READING - दो अक्षर वाले शब्द (2 letter words)

नल हल फल पल चल कल हम दम कम जम गम अब सब कब तब जब
बस कस नस हस फस टस मस चट पट हट तट बट पर हर मर सर नर चर
बहुवचन - एक से ज्यादा - जैसे कमरा - कमरे ,, कार - कारे

प्रश्न १ बहुवचन लिखो

चुहा - _____

केला - _____

बस्ता - _____

पैसा - _____

प्रश्न २ मिलान करो

प्रश्न ३ वर्णमाला पूरा करो



RAVIRAVI SANGAM SCHOOL

Weekly Home Study Package

YEAR 2

SCIENCE

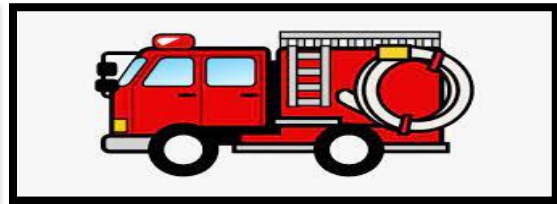
WORKSHEET 3

<i>FALD THEME</i>	SAFETY
<i>SUB-STRAND</i>	FIRE SAFETY
<i>CONTENT LEARNING OUTCOME</i>	To be able to illustrate and talk about some fire safety habits

LESSON NOTES-(please read and explain to the children)

Being Safe means to be away from danger or harm ; to be protected. Never play with fire.

Burning candles , diya , matches ,mosquito coils, unattended cooking can start a fire. If your clothes catch fire – follow the rule- stop , drop and roll. Fire gives out smoke and if we breathe a lot of smoke we can die.A Fire truck helps to put out fire. Fireman works at the fire station.



QUESTION 1-Draw and name 4 things that can start a fire.

--	--	--	--

QUESTION 2- Fill in the blanks


1. Never _____ with matches.

2.Stay away from _____ pots.

3. Fire emergency number is _____.

hot , 910 , play

QUESTION 3- Name and colour - fireman, fire truck , house on fire



--	--	--