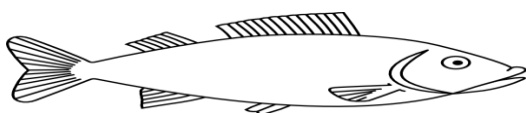


**1075 Lovu Sangam School**  
**Year 2**  
**Literacy**  
**Weekly Home Package 4**


Strand	Shared Reading
Sub-strand	Nouns
Content Learning Outcome	Identify and name nouns around them.

**LESSON NOTES**


Nouns are naming words. It can be the **names of people, places or things.**



Fish



Table




Dog



Alena

**ACTIVITY**

1. Write the **name** of the following **nouns**.



\_\_\_\_\_



\_\_\_\_\_

**Underline the noun in the given sentences.**

- a.) Ishita has a dress.
- b.) I like going to school.
- c.) I can eat an apple.
- d.) I can see an aeroplane.



**1075 Lovu Sangam School**  
**Year 2**  
**Numeracy**  
**Weekly Home Package 4**

**NAME:** \_\_\_\_\_

Strand	Shapes
Sub-strand	Properties of 2D Shapes
Content Learning Outcome	Recognize and name basic shapes with its properties.

**LESSON NOTES**



**Square**

\*4 sides  
\*4 corners




**Triangle**

\*3 sides  
\*3 corners




**Rectangle**

\*4 sides  
\*4 corners



**Circle**

\*0 sides  
\*0 corners



**Oval**

\*0 sides  
\*0 corners



**Hexagon**

\*6 sides  
\*6 corners

**ACTIVITY**

Match the given shape to its properties.




0 sides



3 corners



4 sides



4 corners





**1075 – LOVU SANGAM SCHOOL**

**YEAR 2**

**LIVING AND LEARNING TOGETHER**

**WORKSHEET 4**

STRAND	Culture and Diversity
SUB STRAND	Culture
CONTENT LEARNING OUTCOME	Participate in cultural stories

**Story About Diwali**

Once upon a time there was a great warrior, Prince Rama, who had a beautiful wife named Sita. There was also a terrible demon king, Ravana. He had twenty arms and ten heads, and was feared throughout the land. He wanted to make Sita his wife, and one day he kidnapped her and took her away in his chariot.

Clever Sita left a trail of her jewellery for Rama to follow.

Rama followed the trail of glittering jewellery until he met the monkey king, Hanuman, who became his friend and agreed to help find Sita. Messages were sent to all the monkeys in the world, and through them to all the bears, who set out to find Sita.

After a very long search, Hanuman found Sita imprisoned on an island. Rama's army of monkeys and bears couldn't reach the island, so they began to build a bridge. Soon all the animals of the world, large and small, came to help. When the bridge was built, they rushed across it and fought a mighty battle.

When Rama killed the evil Ravana with a magic arrow, the whole world rejoiced. Rama and Sita began their long journey back to their land, and everybody lit oil lamps to guide them on their way and welcome them back.

Ever since, people light lamps at Diwali to remember that light wins over dark and good wins over evil.

**Activity: Label and Colour the pictures below.**



**1075 – LOVU SANGAM SCHOOL**

**YEAR 2**

**LEARNING TO KNOW – SCIENCE**

**WORKSHEET 3**


STRAND	Matter
SUB STRAND	Investigating Matter
CONTENT LEARNING OUTCOME	Identify and describe solid, liquid and gas

What is a matter?

1. A matter is anything that takes up space and has weight.
2. A matter lives in three forms; **solid, liquid and gas.**
3. A solid is anything that keeps its shape and size and can be measured using a ruler or tape. For example, a table.
4. A liquid is anything that flows freely and can take up a shape of a container. For example, water.
5. A gas is an air like substance that flows freely and cannot be seen. They do not shapes and they cannot stay still. They move around all the time. For example, air.


**Activity: Study the pictures below and write your answers as: solid liquid gas**

A book



\_\_\_\_\_

A banana



\_\_\_\_\_

milk



\_\_\_\_\_

air in the balloons



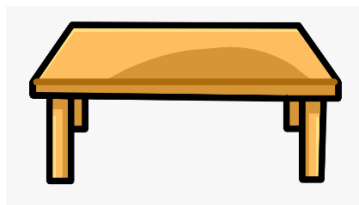
\_\_\_\_\_

Juice



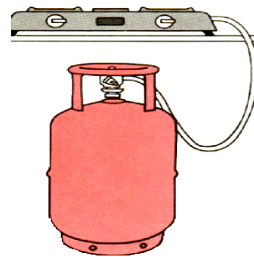
\_\_\_\_\_

table



\_\_\_\_\_

helium in the cylinder for cooking



\_\_\_\_\_

**NAME:** \_\_\_\_\_

## सर्वनाम शब्दों का प्रयोग

नीचे दिए गए वाक्यों में उचित सर्वनाम शब्द भरें।



1. तुम अपना काम करो। [तुम्हारा, अपना]

2. \_\_\_\_\_ क्या पढ़ रहा है ? [वे / वह]

3. मैं \_\_\_\_\_ स्कूल जा रहा हूँ। [अपने / मेरे]

4. कल \_\_\_\_\_ अपने मामा के घर जाऊँगा। [हम / मैं]

5. वे \_\_\_\_\_ मित्र हैं। [मेरे / हमारे]

6. \_\_\_\_\_ पुस्तक नहीं लाया। [उस / मैं]



**1075 – LOVU SANGAM SCHOOL**

**YEAR 2**

**PHYSICAL DEVELOPMENT, HEALTH AND WELL BEING**

**WORKSHEET 4**

STRAND	Healthy Living
SUB STRAND	Building Healthy Relationships
CONTENT LEARNING OUTCOME	Love and Respect for family members

1. Our families are our closest friends. We do and share everything with them.
2. We can keep everyone in the family happy if we love and respect each other.
3. We can show respect by being polite and nice.
4. We can show love by being kind and helpful all the time.
5. Using magic words like; *Please*, *Thank You* and *Excuse Me* is also a way of showing respect.

**Activity: Fill in the magic words in the circles and colour.**

**Magic Words:**


Please

Thank You

Excuse Me

Sorry

May I



**1075 – LOVU SANGAM SCHOOL**

**YEAR 2**

**I-TAUKEI**

**WORKSHEET 4**

**4. Theme: Names of the Days/ Yaca ni Siga / Din ke Naam**

**Outcome:** At the end of this lesson, students will be able to name and recognise the different times of the day.

Monday	Moniti	Sommaar
Tuesday	Tusiti	Mangar
Wednesday	Vukelulu	Budh
Thursday	Lotulevu	Bif
Friday	Vakaraubuka	Suk

21

Saturday	Vakarauwai	Sanicchar
Sunday	Sigatabu	Attwaar
yesterday	nanoa	kal
today	nikua	aaj
tomorrow	nimataka	bihaan

**day**

**sigā**

**din**

**night**

**bogī**

**raat**

**morning**

**matakā lailai**

**sabere**

**afternoon**

**yakavi**

**sanjha**