

**UCIWAI SANGAM SCHOOL**

**YEAR 3 - ENGLISH**

**HOME LEARNING WORKSHEET NO. 3**

**ARTICLES**

An article is used to introduce a noun. For example: the, a, an.

- Sometimes we use **the** before the noun. **For example:** the rubber, the fish, the phone, the pillow.

Write **the** below these words.

a. \_\_\_\_\_ book    b. \_\_\_\_\_ cat    c. \_\_\_\_\_ man    d. \_\_\_\_\_ tree

- Sometimes we use **a** or **an** before the nouns. For example: a car, a man, a tree, an octopus, an umbrella, an elephant.

Write **a** before these words.

a. \_\_\_\_\_ book    b. \_\_\_\_\_ cat    c. \_\_\_\_\_ girl    d. \_\_\_\_\_ tree


Use **an** before words beginning with a, e, i, o, u.

Write **an** before these words.

a. \_\_\_\_\_ iguana    b. \_\_\_\_\_ eye    c. \_\_\_\_\_ orange    d. \_\_\_\_\_ iguana

**UCIWAI SANGAM SCHOOL****YEAR 3 – MATHEMATICS****HOME LEARNING WORKSHEET NO. 3****FRACTIONS- REPRESENTING HALF AND QUARTERS**



- ❖ This shape has four equal parts.
- ❖ One part out of the four parts is shaded; we say **one quarter** is shaded.
- ❖ One quarter is written as  $\frac{1}{4}$  in fraction.




- ❖ This shape has 4 equal parts.
- ❖ Two parts out of the four parts are shaded; we say **two quarters** is shaded.
- ❖ Two quarters is written as  $\frac{2}{4}$  or  $\frac{1}{2}$  in fraction.

**ACTIVITY**


- ✓ (Tick ) the shape that represents  $\frac{1}{4}$
- X (cross) the shapes that shows  $\frac{2}{4}$



Colour the fraction under each shape.



$\frac{1}{2}$



$\frac{1}{4}$

**UCIWAI SANGAM SCHOOL**  
**YEAR 3 – ELEMENTARY SCIENCE**  
**HOME LEARNING WORKSHEET NO. 3**

**MATTER-PROPERTIES OF SOME MATERIALS**

- An object has different properties such as colour, strength, texture, smell, hardness, flexibility, elasticity, malleability, magnetism.

Some materials and their properties.

<b>Name of material</b>	<b>Their properties</b>
Plastic	Soft, light, water proof, easily folded and unfolded
Wood	Strong, hard, brown in colour.
Glass	Transparent, fragile, hard and brittle
Rubber band	Stretchable
Water	Liquid, tasteless, no smell, colourless.

**QUESTIONS**

1. What are some properties of materials?

---

---

2. Give examples of at least 2 materials that has the following properties.

- a. Hard- rock

\_\_\_\_\_

- b. Soft- \_\_\_\_\_

\_\_\_\_\_

- c. Strong \_\_\_\_\_

\_\_\_\_\_

- d. Brown \_\_\_\_\_

\_\_\_\_\_

**UCIWAI SANGAM SCHOOL**

**YEAR 3 – HEALTHY LIVING**

**HOME LEARNING WORKSHEET NO. 3**

**LISTENING WHEN SOMEONE IS TALKING**

1. It is polite to listen when someone is talking.
2. Try and look at the person when he/she is talking to you.
3. We use our ears when listening.
4. It is important to listen carefully to what people are trying to tell us.
5. When you don't hear what people are saying, you can say, "I beg your pardon". They can then repeat what they have said already.
6. Being a good listener can help you to see the world through the eyes of others.

**Activity – True/False**

1. A good listener sees the world through the eyes of others. \_\_\_\_\_
2. It is not polite to listen when someone is talking. \_\_\_\_\_
3. We use our eyes to listen. \_\_\_\_\_
4. Listen when someone is talking to you. \_\_\_\_\_

UCIWAI SANGAM SCHOOL WEEKLY HOMESTUDY 2021

YEAR 3

WORKSHEET:3

NAME: \_\_\_\_\_

HINDIActivity:1. Matras: सभी अक्षरों में दिए गए मात्रा लगाओ ।

ि ब न म फ द ग ख

ौ द स न क भ ल प

2. Vocabs: Write with four different colours.

चक्की \_\_\_\_\_

मिठाई \_\_\_\_\_

तुरंत \_\_\_\_\_

झपटी \_\_\_\_\_

सौप \_\_\_\_\_

3. Reading:**भगदड़**

बुढ़िया चला रही थी चक्की,

पूरे साठ वर्ष की पक्की ।

थाली में थी रखी मिठाई,

उस पर उड़ कर मक्खी आई ।

बुढ़िया बाँस उठा कर दौड़ी,

बिल्ली खाने लगी पकौड़ी ।

झपटी बुढ़िया घर के अन्दर,

कुत्ता भागा रोटी लेकर ।

बुढ़िया तब फिर निकली बाहर,  
बकरा घुसा तुरंत ही भीतर ।  
बुढ़िया चली गिर गया मटका,  
तब तक वह बकरा भी सटका ।

बुढ़िया बैठ गई तब थककर,  
सौप दिया बिल्ली को ही घर ।

4. Matching: कौन किस के सात ?

बुढ़िया	पकौड़ी
मक्खी	रोटी
बिल्ली	चक्की
कुत्ता	मिठाई

5. Complete these: कविता में किस के बाद कौन आया?

सब से पहले	_____
उस के बाद	_____
उस के बाद	_____
अंत में	_____

6. Drawing: बुढ़िया को परेशान करने कौन कौन आए ? उन के चित्र बनाओ ।

--	--	--	--

**UCIWAI SANGAM SCHOOL**

**YEAR 3 – SOCIAL STUDIES**

**HOME LEARNING WORKSHEET NO. 3**

**CULTURE- My Religion**


Below are pictures of four places of worship. Which one is similar to your place of worship?




**Church**



**Gurudwara**



**Temple**



**Mosque**

**QUESTION**

1. Name your place of worship.

\_\_\_\_\_

2. State the place of worship for the following;

a. Christians- \_\_\_\_\_

c. sikh - \_\_\_\_\_

b. Hindus - \_\_\_\_\_

d. muslims- \_\_\_\_\_

# UCIWAI SANGAM SCHOOL

Ministry of Education Registration No. 1078

LEARNING WORKSHEETS 3

YACAMU:

SUBJECT : VOSA VAKAVITI

KALASI : 3

STRAND : 1 Wilivola

SUB STRAND : 1.1 Wilivola kei na volavola

## Ulutaga : Yaca ni Siga ena Veimacawa

1. Vola na yaca dodonu ni siga ena loma ni macawa

1) Moni \_\_\_\_\_

2) Tu \_\_\_\_\_ ti

3) Vu \_\_\_\_\_ lulu

4) Lo tu \_\_\_\_\_ vu

5) Vaka \_\_\_\_\_ buka

6) Vakarau \_\_\_\_\_

7) \_\_\_\_\_ tabu

2. Droinitaka ka rokataka na veika ko cakava ena SIGATABU