	MADHUVANI SANGAM PRIMARY SCHOOL		
	WEEKLY HOME STUDY PACKAGE 1 COVID- 19 EXTENDED SCHOOL BREAK		
SUBJECT	English	YEAR	3
NAME		ADDRESS	

Strand 3: WRITING AND SHAPING

Content Learning Outcome:

At the end of the lesson, students should be able to identify the adjective at the sentence given.

Adjectives

Adjectives are words that tells us more about nouns.

For Example: He wore a **blue** shirt. (Noun is shirt; Adjective is blue. *It describe the color of the shirt.*)

: It was an **exciting** game. (Noun is game: Adjective is exciting. It describe the mood of the game)

Activity


Complete the sentence using adjective from the box.

five, sharp, white, sunny, sponge, handsome, long

1. Jone is a _____ boy.
2. The bed sheet was as _____ as snow.
3. Salanieta wore a _____ dress.
4. Mother baked a _____ cake.
5. We have _____ finger on each hand.
6. It is a _____ day.
7. She used a _____ knife.

Draw a book	Draw a dress
<div></div> <p>Indicate the adjective</p>	<div></div> <p>Indicate the adjective</p>

<hr/>	<hr/>
-------	-------

	MADHUVANI SANGAM PRIMARY SCHOOL		
	WEEKLY HOME STUDY PACKAGE 1 COVID- 19 EXTENDED SCHOOL BREAK		
SUBJECT	MATHEMATICS	YEAR	3
NAME		ADDRESS	

Strand: 2 Algebra

Sub-Strand: Number PATTERNS

Content Learning Outcome:

At the end of the lesson, students should be able to write the algebraic expression such as more than or less than.

Creating Number Pattern

1. Number pattern shows a common relationship between numbers.

Example: 2, 4, 6, 8, 10 – What is the pattern? This is a **two more pattern**

: 13, 10, 7, 4, 1- What is the pattern? This is a **three less pattern**.

Activity

Complete the list and describe the pattern.

1. 4, 7, 10, 13, _____, _____, _____.

What is the pattern? _____

2. 7, 9, 11, 13, _____, _____, _____.

What is the pattern? _____

3. 35, 30, 25, 20, _____, _____, _____.


What is the pattern? _____

4. 10, 20, 30, 40, _____, _____, _____.

What is the pattern? _____

5. 50, 46, 42, 38, _____, _____, _____.

What is the pattern? _____

	MADHUVANI SANGAM PRIMARY SCHOOL		
	WEEKLY HOME STUDY PACKAGE 1 COVID- 19 (EXTENDED SCHOOL BREAK)		
SUBJECT	ELEMENTARY SCIENCE	YEAR	3
NAME		ADDRESS	

Strand	Matter
Sub strand	Reactions
Content learning outcome	At the end of the lesson, the students should be able to: Investigate ways common materials can be changed temporarily or permanently to form materials with different properties.

Temporary Changes- are physical changes.

1. It occurs when the shape, size, appearance or state of substance is altered; a physical change of matter takes place.
2. It is usually a change which is reversible that is by reversing the process

Example

- Sugar dissolves completely in water but by evaporating the water, sugar can be recovered again.
- When an electric current is passed, the bulb light up and as the current is cut off the glowing stops.

Permanent Changes are chemical changes.

1. One or more new substance is formed.
2. These changes cannot be reversed.

Example – formation of rust, burning paper, burning wood, digesting food, fireworks exploding.

QUESTIONS


1. Differentiate between a physical change and chemical change.

2. Identify whether each of the following is a temporary change or a permanent change.
 - a. Folding a towel. _____
 - b. Cracking an egg. _____

- c. Tearing a piece of paper. _____
- d. Molding clay. _____
- e. Cutting down trees. _____
- f. Ice melting into water. _____
- g. Burning wood. _____
- h. Blowing up a balloon. _____
- i. A puppy growing into a dog. _____
- j. A broken glass. _____

3. Look at the picture and say whether change is reversible or irreversible. Explain.



	MADHUVANI SANGAM PRIMARY SCHOOL		
	WEEKLY HOME STUDY PACKAGE 1 COVID- 19 (EXTENDED SCHOOL BREAK)		
SUBJECT	HEALTHY LIVING	YEAR	3
NAME		ADDRESS	

Strand	Building Healthy Relationship
Sub strand	Relationship
Content learning outcome	At the end of the lesson, the students should be able to: Examine ways of communicating responsibly.

Healthy Relationship

- It is important that we maintain a good and healthy relationship around us
- We need to treat others with love, care and respect
- If we will respect others, other will respect us well
- Talk politely with everybody
- We need to help and assist those who are in need
- Show good behavior and manners at all times

QUESTIONS


- Please read each statement and decide whether you think this relationship is positive or negative.
 - My sisters, Asenaca and Mereadani, argue all the time. As soon as they are alone they start shouting at each other. _____
 - My best friend is always telling me to do things. _____
 - My brother waits for me when I come out of school. _____
 - I will respect my parents. _____
 - We should not help those who are in need. _____
 - Push, grab, hit, punch or throw objects. _____
 - Enjoy the time you spend together. _____
 - Communicate clearly and openly. _____
 - Teasing and calling names. _____
 - Treat each other with respect. _____


- Draw and write one way you can have good relationship:

	Drawing	Description
With your friend		

With your parents		
With your teachers		

3. Draw and show how you can treat your grandparents with love, care and respect.



	MADHUVANI SANGAM PRIMARY SCHOOL		
	WEEKLY HOME STUDY PACKAGE 1 COVID- 19 (EXTENDED SCHOOL BREAK)		
SUBJECT	HINDI	YEAR	3
NAME		ADDRESS	

Strand	Listening and speaking
Sub strand	Socio cultural context and situations
Content learning outcome	At the end of the lesson, the students should be able to: Identify nouns and pronouns in each sentence.

Noun(संज्ञा)

परिभाषा:- वह शब्द जो किसी प्राणी, वस्तु, स्थान, गुण, अवस्था, भाव एवं विचार का बोध कराता है संज्ञा कहलाता है।

Example:- राम- जो एक प्राणी(व्यक्ति) का नाम है।
कबूतर- जो एक प्राणी(पक्षी) का नाम है।
कंप्यूटर- जो एक वस्तु का नाम है।
ईमानदारी- जो एक गुण है।

सर्वनाम

सर्वनाम:- संज्ञा के स्थान पर प्रयुक्त होने वाले शब्द को सर्वनाम कहते हैं।
जैसे- वह, वे, मैं, आप, इत्यादि।

प्रश्न1- नीचे लिखे संज्ञा शब्दों को चुनकर वाक्य में उनके सही स्थान पर लगाइए।



तितली



मोर



कबूतर



घर




सब्जियाँ

- क) नीलम ने आसमान में _____ उड़ा दिए ।
ख) पिताजी बाज़ार से _____ लाए हैं ।
ग) फूल पर _____ बैठी है ।
घ) मोहन का _____ बड़ा है ।
ङ) _____ बहुत ही सुंदर पक्षी है ।

प्रश्न2 - निम्नलिखित वाक्यों में सही सर्वनाम चुनकर भरिए ।

- क) काजल के पिता ने _____ बुलाया ।
ख) रवि के घर _____ मित्र आए ।
ग) _____ बैठ जाइए ।
घ) _____ पास दो पतंग हैं ।
ङ) रमेश _____ पुस्तक लाया ।

	MADHUVANI SANGAM PRIMARY SCHOOL		
	WEEKLY HOME STUDY PACKAGE 1 COVID- 19 EXTENDED SCHOOL BREAK		
SUBJECT	Social Studies	YEAR	3
NAME		ADDRESS	

Strand: 3 Places and Environment

Sub- Strand: Features and Places

Content Learning Outcome:


At the end of the lesson, students should be able to Identify with illustration the basic features/types of their homes and discuss the functions.

Making our Home a Better Place to Live

1. We should live in a clean and safe house.
2. We should respect and help each other.
3. Everyone in the family should follow home rules.
4. We should help each other cleaning the house and compound.

Activity

Draw your family cleaning your house and compound.



Matching

- | | |
|-----------------------|-------------------------|
| 1. Clean the house | A. rake , knife |
| 2. Respect | B. parents and children |
| 3. Family | C. assist |
| 4. Clean the compound | D. highregard |
| 5. Help | E. broom, mop |



MADHUVANI SANGAM PRIMARY SCHOOL

WEEKLY HOME STUDY PACKAGE 1 COVID- 19 EXTENDED SCHOOL BREAK

SUBJECT	Vosa Vaka Viti	YEAR	3
NAME		ADDRESS	

Na Viti 3

Matana: Vakarorogo kei na Cavuti ni Vosa

Matana Lailai: Na vulici ni vosa kei na gaunisala ni kena vakatavulici.

Na Veika Me Rawati


Ni oti na lesoni ogo, e ra na:

- Cavuta vinaka na vosa e donu se na rorogo ni vosa.
- Vakaitavi e na cakacaka lavaki.

Wilika nai talanoa qai sauma mai na taro.

WASE 6
Na Uca

Sa vakatuloaloda mai na vanua. Sa na coki na isulu, na ibe se voivoi era tu e tuba. Sa yau na buka ki valenikuro. E kilai ni sa voleka ni tau na uca. Ena raici ni sa buto mai na lagi ka loa mai na vunilagi. Sa uku mai na loaloda. Ni sa yaco mai na vanua eda tu yani kina, ena tekivu mimiri yadudua mai na mata ni uca ka toro cake tiko me yacova ni sa taubi sara. Ke da dikeva malua na tau ni uca, e sa na vaka tu oqori na kena ilakolako, seu lasu beka?



Sauma na taro e ra.

1. Na cava na I vakatakilakila ni sa varau tau na uca?

2. Na cava iko dau cakava ni sa tau na uca?

3. Na cava beka ko nanuma ni radau taleitaka na gone mera cakava gauna ni tau ni uca?

4. Na cava edodonu mo cakava nis a tau na uca?

A. Vola vakadodumu nai yaturosa era:

1. Kua ni qito e na gauna e tau kina na uca

2. e ra sa lesu main a marama na vakacakau

3. mo samaka vakavinaka na vale Timoci
