

YEAR: 3

MATHEMATICS

WORKSHEET: 3

STRAND	Measurement
SUB STRAND	Time[ Telling the Time]
CONTENT LEARNING OUTCOME	Children should be able to: <ul style="list-style-type: none"><li>➤ State the time shown on the clockface</li><li>➤ Show the time on a clockface</li><li>➤ Read the time on the 15 minutes and 30 minutes interval.</li></ul>

**Topic: Time**

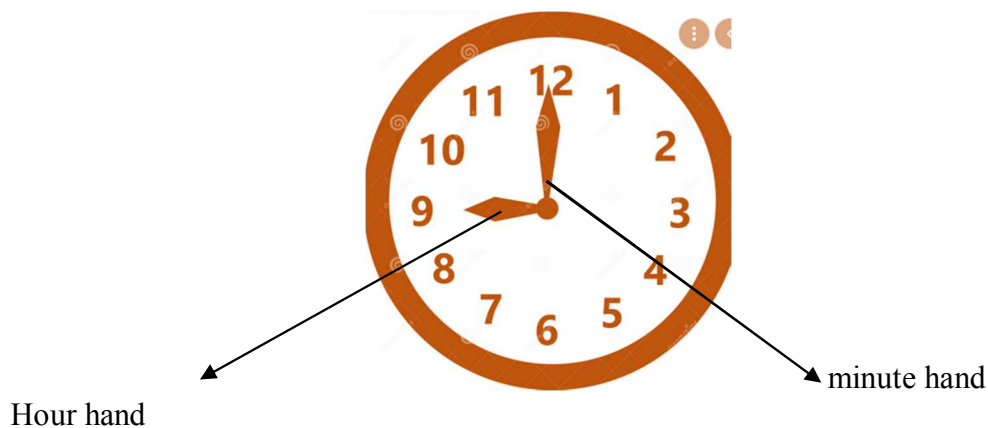
1. A clock face has :

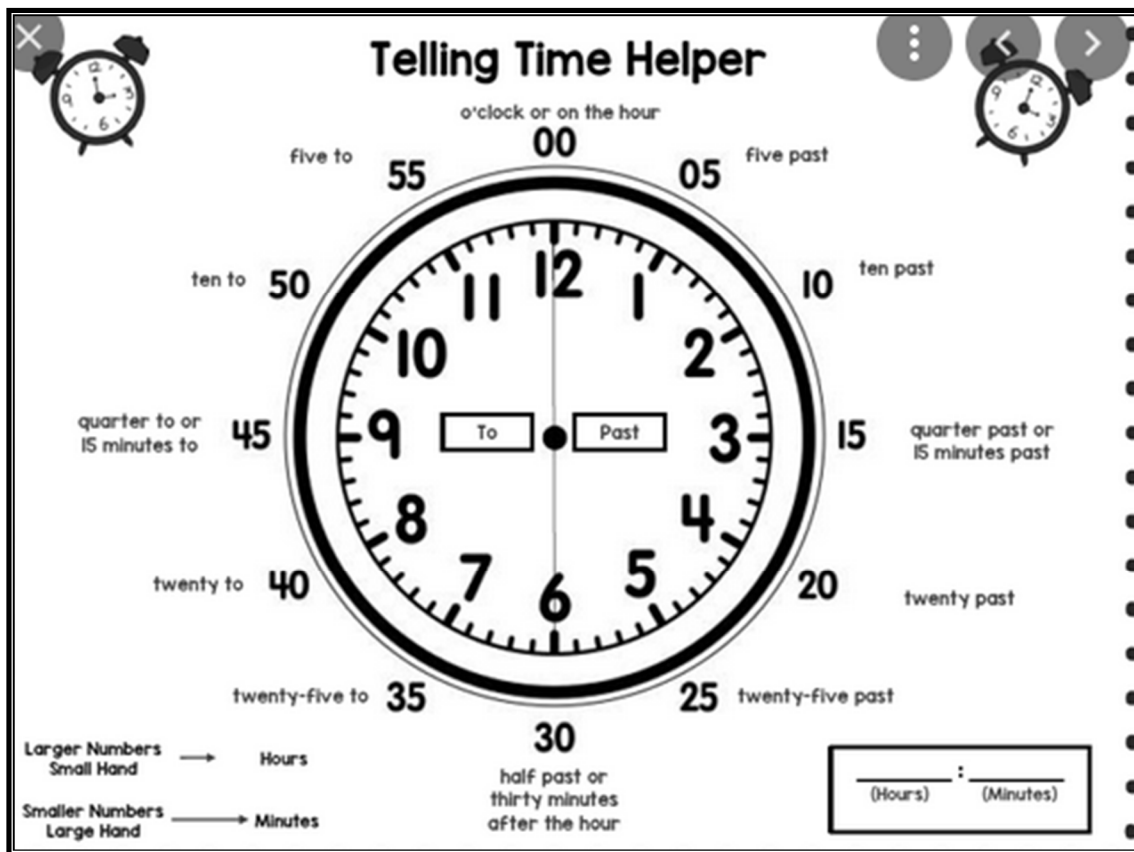
a. numbers 1-12 in order around the clock.

b. there is a long hand and a short hand.

- The **long hand** is called the **minute hand**
- The **short hand** is called the **hour hand**.

c. There are 60 minutes in 1 hour.





- If the minute hand is moving from 12 down to 6 – we say its \_\_\_\_ minutes past \_\_\_\_ [say the number that the hour hand has passed]
- If the minute hand is moving from 6 up to 12- we say its \_\_\_\_ minutes to \_\_\_\_ [say the next number which the hour hand is moving towards.]
  - For example:
- If the minute hand points at 12 and the hour hand points at 1, we say **1 o'clock**
  - ❖ We write it as: **its 1 o'clock** or **1.00** and so on.
- If the minute hand points at 3, we say it's a **quarter past 1**
  - ❖ We write it as: **it's a quarter past 1** or **1.15**.
- If the minute hand points at 6, we say it's **half past 1**
  - ❖ We write it as its **half past 1** or **1.30**
- If the minute hand points at 9, we say it's a **quarter to**
  - ❖ We write it as **it's a quarter to 2** or **1.45**

Example: What is the time ?



It's a **quarter past 2** or **2.15**



It's a **quarter to 12** or **11.45**



It's **3 o'clock** or **3.00**



Its **half past 9** or **9.30**

**Monday: Activity 1: What time is shown on the clockface?**

**Write the time in words.**



1. \_\_\_\_\_



2. \_\_\_\_\_



3. \_\_\_\_\_



4. \_\_\_\_\_



5. \_\_\_\_\_



6. \_\_\_\_\_



It's \_\_\_\_\_



It's \_\_\_\_\_



It's \_\_\_\_\_



It's \_\_\_\_\_



It's \_\_\_\_\_



It's \_\_\_\_\_



It's \_\_\_\_\_



It's \_\_\_\_\_



It's \_\_\_\_\_

**Tuesday; Activity 2: Look back at your notes.**

**Answer these questions.**

If the minute hand points at 12 we say \_\_\_\_\_

If the minute hand points at 3 we say \_\_\_\_\_

If the minute hand points at 6 we say \_\_\_\_\_

If the minute hand points at 9 we say \_\_\_\_\_

**Show the time on the clockface.**



7 o'clock



Half past 3



10 o'clock



Half past 2



2 o'clock



Half past 8

**Match the digital time shown to the correct clockface**



a)



b)



c)



d)



e)





**Wednesday; Activity 3 : Look back and read your notes.**

**Complete these**

**What is the time? Write in digital.**

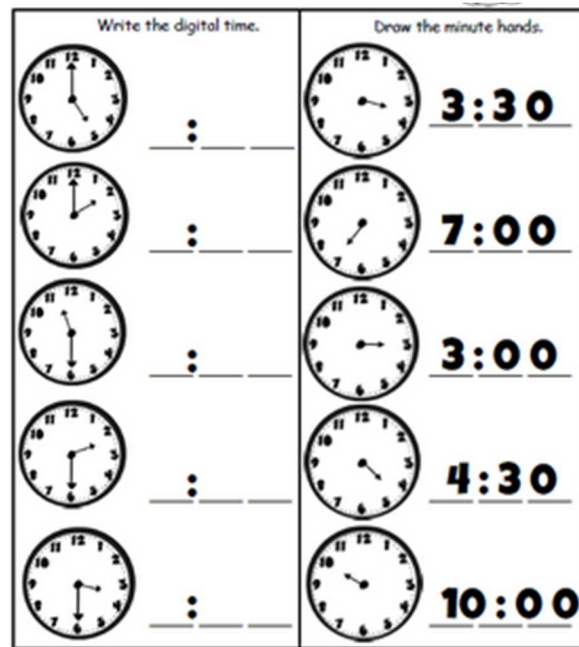
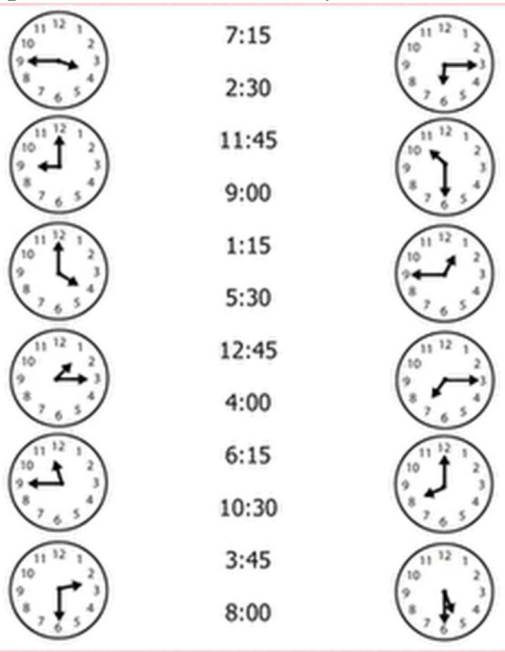
❖ **Remember the number that the hour hand has gone past will come first then the minute hand**

## Time Worksheet



**Thursday; Activity 4 : Look back and read your notes.**

**Complete this: Match correctly**



**Friday; Activity 5 : Look back and read your notes.**

*Make your own clockface out of cardboard or vanguard.*

*Make 2 hands[ minute hand , hour hand]*

*Practice on showing time on the clockface. Ask your parents to help you with this.*

**1628 LABASA SANGAM PRIMARY SCHOOL**

**YEAR: 3**

**HEALTH**

**WORKSHEET: 3**

**LESSON NOTES**

<b>STRAND</b>	Safety
<b>SUB STRAND</b>	Going To School
<b>CONTENT LEARNING OUTCOME</b>	Children should be able to: - state some safety rules when coming to school. - identify some safety rules when coming to school.

**Unit 12: Going To School.**

1. Do not play on the way.
2. Don't climb trees or go into bushes to pick fruits.
3. Use the safest route. Be alert at all times.
4. Don't pick up strange or unfamiliar objects.
5. Keep away from stray dogs and all other animals.
6. Don't throw stones.
7. Never talk to strangers.
8. If you're going by bus, sit still and only get off when you reach your destination.

**Activity: Fillers.** Fill in the blanks.

Strangers	still	alert	zebra crossing	play
-----------	-------	-------	----------------	------

1. Sit \_\_\_\_\_ when travelling by bus.
2. The safest place to cross will be the \_\_\_\_\_ or where there is a traffic light.
3. Do not \_\_\_\_\_ on the road.
4. Be \_\_\_\_\_ at all times.
5. Never talk to \_\_\_\_\_.

<b>STRAND</b>	Matter
<b>SUB STRAND</b>	Properties of some Materials
<b>CONTENT LEARNING OUTCOME</b>	Children should be able to: - state some properties of materials around them.

**Topic: Properties Of Some Materials**

1. An object has different properties such as

- Colour
- Strength
- Texture [ how it feels- smooth/rough/
- Smell
- Hardness [ how hard it is]
- Flexibility [ bending easily without breaking]
- Elasticity[going back to its shape after being stretched]
- Malleability [ materials that can be beaten to form its thin sheets- metal/gold/iron
- Magnetism [ able to attract ]










Look at the table below:

<b>Name of material</b>	<b>Their properties</b>
Plastic	Soft/ light/water proof/easily folded and unfolded
Wood	Strong/hard/brown colour
Glass	Transparent[ look through]/fragile/hard / brittle
Rubber band	stretchable
Water	Liquid/tasteless/no smell/colourless

**Activity: Complete the table below**

***What is the object made up of?***

***Look at the objects below. Some are made of wood/ plastic/glass and some are made of metal.***

Material	Made up of:	Feels [hard/soft]	Can it be Folded/unfolded?	Stretchable Yes /No	Heavy or light
1. 					
2. 					
3. 					
4. 					
5. 					
6. 					
7. 					
8. 					
9. 					

YEAR: 3

ENGLISH

WORKSHEET: 3

<b>STRAND</b>	Reading and viewing
<b>CONTENT LEARNING OUTCOME</b>	Children should be able to identify: <ul style="list-style-type: none"><li>➤ Nouns and verbs</li><li>➤ Proper nouns</li><li>➤ Articles and past tense.</li></ul>

**Read the story below and complete the activities.**

**A Foolish Donkey**

A salt seller used to carry the salt bag on his donkey to the market every day. On the way they had to cross a stream. One day the donkey suddenly tumbled down the stream and the salt bag also fell into the water. The salt dissolved in the water and hence the bag became very light to carry. The donkey was happy. Then the donkey started to play the same trick every day.

The salt seller came to understand the trick and decided to teach a lesson to it. The next day he loaded a cotton bag on the donkey. Again it played the same trick hoping that the cotton bag would be still become lighter.

But the dampened cotton became very heavy to carry and the donkey suffered. It learnt a lesson. It didn't play the trick anymore after that day, and the seller was happy.

Moral Value: Luck won't favor always.

**Monday; Activity 1: Answer the questions below:**

**5 new words:** stream salt market donkey dissolved [ learn your spelling]

1. What did the seller carry on the donkey? \_\_\_\_\_
2. Where did they go everyday? \_\_\_\_\_
3. What they had to cross on the way.? \_\_\_\_\_
4. What happened to the salt after falling in the water ? \_\_\_\_\_
5. Who started playing the trick? \_\_\_\_\_



**Tuesday; Activity 2: Read the story again.**

**5 new words:** stream salt market donkey dissolved [ learn your spelling]

**From the story, list down:**

- a. 2 common nouns- \_\_\_\_\_
- b. 2 verbs - \_\_\_\_\_
- c. 2 Proper nouns - \_\_\_\_\_
- d. 2 articles - \_\_\_\_\_
- e. 2 adjectives - \_\_\_\_\_

**Wednesday; Activity 3: Read the story.**

**5 new words:** stream salt market donkey dissolved [ learn your spelling]

**Past Tence**

Write down the past tence of the words listed below.

1. tumble- \_\_\_\_\_ 4. load - \_\_\_\_\_
2. dissolve- \_\_\_\_\_ 5. learn - \_\_\_\_\_
3. play - \_\_\_\_\_ 6. Suffer - \_\_\_\_\_

**Thursday; Activity 4: Read the story.**

**5 new words:** stream salt market donkey dissolved [ learn your spelling]

**Phonics** Choose the correct diagraph from the box and write in the missing space

ar	ea	ck	ag	ay	ch
----	----	----	----	----	----

1. tea\_\_\_\_ 2. b\_\_\_\_ 3. m\_\_ket 4. pl\_\_\_\_ 5. Tri\_\_\_\_ 6. Str\_\_m

**Friday; Activity 5: Read the story**

**Jumbled Sentences: Put the words in the correct order to form a sentence.**

1. happy donkey was the

2. cross the stream on the way they had to

---

## Articles Worksheet

a	an	the
---	----	-----

**Complete the sentence with correct article:**

1. \_\_\_\_\_ plates are on the dining table.
2. I want \_\_\_\_ burger.
3. There is \_\_\_\_ orange on the table.
4. \_\_\_\_\_ students are welcoming the chief guest.
5. He is in \_\_\_\_\_ rush.

YEAR: 3

## SOCIAL STUDIES

## WORKSHEET: 3

<b>STRAND</b>	SOCIAL ORGANISATION & PROCESSES SOCIAL
<b>SUB STRAND</b>	CULTURAL IDENTITY, DIVERSITY & COHESION
<b>CONTENT LEARNING OUTCOME</b>	Children should be able to identify: <ul style="list-style-type: none"><li>• Investigate their cultural background and present some of its special features such as language/ dialects spoken.</li></ul>

**Cultural Values**

- Cultural values are important for us to become good and responsible citizen of the country
- These values teach us to be respectful, kind, obedient, loyal and being humble.
- Teachers, parents and elders teach us good values to help us to become responsible people.
- Love, respect and honesty is part of our culture and belief.
- Our religion also encourages us to become a good person in life and lead a happy life.
- We must adapt to these values to become successful person in life.
- Totems and artifacts are things that makes our culture special.
- Totems are sacred objects or symbols that serves as an emblem of a people such as family, clan, lineage or tribe.

**Write “true” or “False” for each statement.**

1. Cultural values are important for us. \_\_\_\_\_
2. Be a good and responsible citizen of the country. \_\_\_\_\_
3. Teachers, parents and elders do not teach us good values. \_\_\_\_\_
4. Love, respect and honesty is part of our culture and belief. \_\_\_\_\_
5. Totems and artifacts are things that make our culture special. \_\_\_\_\_

YEAR: 3

HINDI

WORKSHEET: 3

कहानी को पढ़ो और सवालों का जवाब लिखो

मुर्गा की अकल ठिकाने

( Hindi short stories with moral for kids )

एक समय की बात है , एक गांव में ढेर सारे **मुर्गे** रहते थे। गांव के **बच्चे** ने किसी एक मुर्गे को तंग कर दिया था। मुर्गा परेशान हो गया , उसने सोचा अगले दिन सुबह मैं आवाज नहीं करूंगा। सब सोते रहेंगे तब मेरी अहमियत सबको समझ में आएगी , और मुझे तंग नहीं करेंगे। मुर्गा अगली सुबह कुछ नहीं बोला। सभी लोग समय पर उठ कर अपने-अपने काम में लग गए इस पर मुर्गे को समझ में आ गया कि किसी के बिना कोई काम नहीं रुकता। सबका काम चलता रहता है।

**नैतिक शिक्षा** – घमंड नहीं करना चाहिए। आपकी अहमियत लोगो को बिना बताये पता चलता है।

पहला भाग : इन शब्दों के विलोम शब्द लिखो ।

1. इस - -----
2. सुबह - -----
3. अगला - -----
4. आया - -----
5. उठ - -----

बैठ

पिछला

गया

शाम

उस

दूसरा भाग : इन शब्दों को पूरा करो ।

स

मु

परे

सु

आ

मु

अग

च

अह

ए

तीसरा भाग : सही शब्द लिखकर वाक्यों को पूरा ।

( परेशान , काम , मुर्गे , सुबह , बच्चे , परेशान

1. एक गांव में ढेर सारे ----- रहते थे।
2. गांव के ----- ने किसी एक मुर्गे को तंग कर दिया था।
3. मुर्गा ----- हो गया ।
4. मुर्गा अगली ----- कुछ नहीं बोला।
5. सबका ----- चलता रहता है।

चौथा भाग

आ - ा की मात्रा लगाइए ।

क ख ग घ

च छ ज झ

ट ठ ड ढ

त थ द ध न

प फ ब भ म

य र ल व

इ - ि की मात्रा लगाइए ।

क ख ग घ

च छ ज झ

ट ठ ड ढ

त थ द ध न

प फ ब भ म

य र ल व