

SUBJECT : English

YEAR/ LEVEL : 3

STRAND	Writing and Shaping
CONTENT LEARNING OUTCOME	Recognize the significance of applying appropriate text types.
TOPIC	Verbs

### Verbs

Sometimes a verb can be more than one word. We call verbs that are more than one word ,verb groups.

Read these sentences, the verbs are in bold.

1. He **is flying** a kite.
2. The cars **were racing** around the track.

### Activity

#### A. Underline the verbs in these sentences.

1. My horse **jumped** over the wall.
2. The baby **is drinking** from her cup.
3. My kite **danced** in the breeze.

#### B. Underline the appropriate verb in the bracket in each sentence.

1. Jill (walked , **drove** ) her car at high speed to the hospital.
2. The dog (jumped , **dived** ) into the water to catch its prey.
3. They ( **boarded** , got ) the bus to the next town.
4. We (borrowed , **lent** ) him some money.

#### C. Circle the correct verb.

1.



walk / **swim** / talk

2.



run / **fly** / jump


**NADI SANGAM SCHOOL**  
**WORKSHEET # 4 - SOLUTION**  
**SUBJECT: MATHEMATICS**  
**YEAR 3**

**STRAND:** Number and Numeration

**SUB – STRAND:** Fractions

**CLO:** Demonstrate and use the idea that unit fractions are part of a whole.

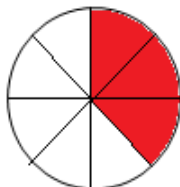
**PART A**



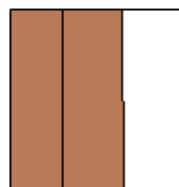
$\frac{1}{4}$  shaded



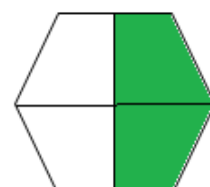
$\frac{1}{2}$  shaded



$\frac{3}{8}$  shaded



$\frac{2}{3}$  shaded




$\frac{1}{2}$  shaded

**PART B**



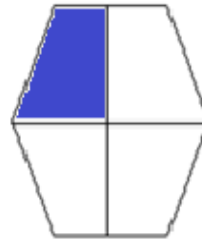
$\frac{1}{3}$



$\frac{1}{3}$  or  $\frac{2}{6}$



$\frac{1}{2}$



$\frac{1}{4}$



$\frac{3}{8}$

1076 NADI SANGAM SCHOOL

LESSON NOTES (WORKSHEET 4 Solution)


SUBJECT : Elementary Science

YEAR/ LEVEL : 3


STRAND 3	Energy
CONTENT LEARNING OUTCOME	Demonstrate the concept of energy and explain its importance
TOPIC	<u>Energy Sources</u>

Energy Sources

**Wave Power** : Wave energy is energy produced from the waves of the ocean. Waves are formed by wind moving across the surface of the ocean.



**Fossil Fuel**- Fuels such as kerosene, benzene and gas are used to create energy. This form of energy is commonly used in Fiji homes. It is easily available but very expensive.



Uses Of Energy

**Sources of energy used at;**

HOME	SCHOOL	COMMUNITY
1. Gas for cooking 2. Kerosene for light and cooking 3. Electricity for light 4. Firewood for cooking.	1. Electricity for light and machines. 2. Gas for school canteen.	1. Electricity for light 2. Firewood for cooking

## Activity

Collect pictures of different sources of energy and paste it in your book.

### 1.Solar Energy



### 2.Wind Energy




### 3.Water Energy



### 4. Wave Power



### 5. Fossil Fuel





1076 NADI SANGAM SCHOOL

LESSON NOTES (WORKSHEET 4) SOLUTIONS

SUBJECT: HEALTH SCIENCE

YEAR/ LEVEL: 3

STRAND	SAFETY
CONTENT LEARNING OUTCOME	IMPORTANCE OF SAFETY MEASURES
TOPIC	<u>SAFETY WHEN GOING TO SCHOOL</u>

**Safety – Going to School**

- Going straight home after school and come straight to school from home in the morning
- Do not play or loiter on the ways
- Walk on the right hand side of the road if you are walking to school
- Do not climb trees or pick fruits in the bush
- Use the safest route and be alert of dangers at all times
- Don't pick up strange or unfamiliar objects on the road
- Keep away from stray dogs and other animals
- Never arouse the anger of the animal it may attack you.
- Don't throw stones
- Do not talk to strangers or take anything from the strangers.

**TRUE AND FALSE (Write down true or false for the following)**

1. Throw stones at your friends FALSE
2. Play with stray dogs and other animals. FALSE
3. Pick anything that you found on the road. FALSE
4. Do not play or loiter on the ways. TRUE
5. Be alert of dangers at all times. TRUE

1076 NADI SANGAM SCHOOL  
LESSON NOTES (WORKSHEET 4)

SUBJECT: HINDI

YEAR/ LEVEL:3

STRAND	Writing and Shaping
CONTENT LEARNING OUTCOME	Recognize the significance of applying appropriate text types.
<b>TOPIC</b>	<b>Verbs ( क्रिया )</b>

क्रिया

जिस शब्द से किसी कार्य का होना या करना समझा जाए, उसे क्रिया कहते हैं।

जैसे :



१. सरला तेज **दौड़ती** है ।
२. वे सब **खेल** रहे हैं ।

अभ्यास:

क. क्रिया शब्द को रेखांकित करो ।

१. रमन **दौड़** रहा है ।
२. माँ **हँस** रहा है ।
३. गीता **बातें कर** रही है ।
४. राज स्कूल **जा** रहा है ।
५. गाय घास **खा** रही है ।

ख. सही क्रिया शब्द को गोला करो ।

१.  दौड़ना      हँसना      तैरना
२.  हँसना      खेलना      उड़ना





1076 NADI SANGAM SCHOOL

LESSON NOTES (WORKSHEET 4) SOLUTION

SUBJECT: SOCIAL STUDIES

YEAR/ LEVEL: 3




STRAND	Place and Environment
CONTENT LEARNING OUTCOME	Recognize the significance of cleanliness.
TOPIC	Taking good care of my school.

Taking Good Care of my school

Some activities you can do to make sure your school is clean at all times.:

- Pick up rubbish
- Put the rubbish in the bin.
- Wipe the louvers in my classroom.
- Sweep the floor.
- Mop the floor.
- Clean the classroom frontage and backyards.

Draw and colour ways of taking care of your school

<p>Water the plants</p>  A cartoon illustration of a young boy with brown hair, wearing a yellow hat, blue overalls, and red shoes. He is holding a green watering can and watering a small green plant with a brown trunk. The plant is on a patch of green grass.	<p>Take good care of the furniture in my classroom.</p>  A cartoon illustration of a young boy with brown hair, wearing a white shirt and purple pants. He is sitting on a small yellow stool and cleaning a yellow table with a blue cloth. On the table is a purple vase with pink and yellow flowers.	<p>Take good care of the school washroom.</p>  A cartoon illustration of a young boy with red hair, wearing a blue shirt and brown shorts. He is using a toilet brush to clean a white toilet. The washroom has a white sink, a mirror, and a checkered floor.