

1098 SABETO SANGAM SCHOOL

YEAR 3

MATHEMATICS WORKSHEET

NAME.....

STRAND:	NUMBERS
SUB STRAND:	OPERATIONS
CONTENT:	MULTIPLICATION
LEARNING OUTCOME:	MULTIPLY CORRECTLY ONE OR TWO DIGIT NUMBERS

(Parents to discuss and help your child to understand the topic)

MULTIPLICATION

Students you have learn your 2 , 3 , and 4 times table. Revise these timetables every day to memories properly.

1	x	2	=	2
2	x	2	=	4
3	x	2	=	6
4	x	2	=	8
5	x	2	=	10
6	x	2	=	12
7	x	2	=	14
8	x	2	=	16
9	x	2	=	18
10	x	2	=	20
11	x	2	=	22
12	x	2	=	24

1	x	3	=	3
2	x	3	=	6
3	x	3	=	9
4	x	3	=	12
5	x	3	=	15
6	x	3	=	18
7	x	3	=	21
8	x	3	=	24
9	x	3	=	27
10	x	3	=	30
11	x	3	=	33
12	x	3	=	36

1	x	4	=	4
2	x	4	=	8
3	x	4	=	12
4	x	4	=	16
5	x	4	=	20
6	x	4	=	24
7	x	4	=	28
8	x	4	=	32
9	x	4	=	36
10	x	4	=	40
11	x	4	=	44
12	x	4	=	48


Find the product.


- $2 \times 3 =$ _____
- $3 \times 2 =$ _____
- $7 \times 2 =$ _____
- $9 \times 2 =$ _____
- $9 \times 3 =$ _____
- $7 \times 3 =$ _____
- $2 \times 2 =$ _____
- $4 \times 3 =$ _____
- $5 \times 3 =$ _____
- $6 \times 2 =$ _____
- $3 \times 3 =$ _____
- $8 \times 3 =$ _____
- $6 \times 3 =$ _____
- $1 \times 2 =$ _____
- $4 \times 2 =$ _____
- $1 \times 3 =$ _____
- $8 \times 2 =$ _____
- $5 \times 2 =$ _____
- $4 \times 2 =$ _____
- $4 \times 2 =$ _____


ONE DIGIT MULTIPLICATION


Complete the multiplication equation to describe each set


1) 
 $4 \times \square = 8$


2) 
 $\square \times 3 = 9$

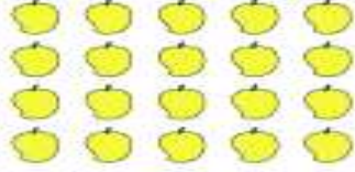
3) 
 $\square \times 5 = 15$

4) 
 $2 \times \square = 10$

5) 
 $4 \times \square = 16$

6) 
 $\square \times 3 = 12$

7) 
 $\square \times 5 = 25$

8) 
 $4 \times \square = 20$

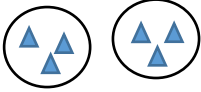
TWO DIGIT MULTIPLICATION


T O

Example:

$$\begin{array}{r} 12 \\ \times 3 \\ \hline 36 \end{array}$$

$2 \times 3 = 6$
 $1 \times 3 = 3$ **OR**


 $2 \times 3 = 6$

$1 \times 3 = 3$ 

1.
$$\begin{array}{r} 3 \\ \times 2 \\ \hline \end{array}$$

2.
$$\begin{array}{r} 12 \\ \times 3 \\ \hline \end{array}$$

3.
$$\begin{array}{r} 22 \\ \times 4 \\ \hline \end{array}$$

4.
$$\begin{array}{r} 33 \\ \times 3 \\ \hline \end{array}$$

5.
$$\begin{array}{r} 23 \\ \times 4 \\ \hline \end{array}$$

6.
$$\begin{array}{r} 73 \\ \times 4 \\ \hline \end{array}$$

1098 SABETO SANGAM SCHOOL

YEAR 3

ENGLISH WORKSHEET

NAME.....

STRAND:	HEALTH AND SAFETY
SUB STRAND:	WRITING AND SHAPING
CONTENT:	I FELL IN THE RIVER
LEARNING OUTCOME:	TO EXPRESS IDEAS AND EXPERIENCE IN VARIOUS SITUATIONS AND CONTEXTS

(Parents to discuss and help your child to understand the topic)

A. COMPREHENSION

I Fell In The River

Written by Ana O' Neil

When I was little, I was feeding the ducks and I went too close to the water. I fell into the river.

I was sinking and mum saw a hand in the river and she screamed "Help!!" My dad dashed into the water with all his clothes and pulled me out. I was screaming... and screaming. Mum was screaming and dad was shivering.

We all went straight home, changed our clothes, had our dinner and I was sent to bed.

Questions

1. What is the title of the story? _____

2. Who is the author of the story? _____

3. Write any 2 **Past Tense** words from the story

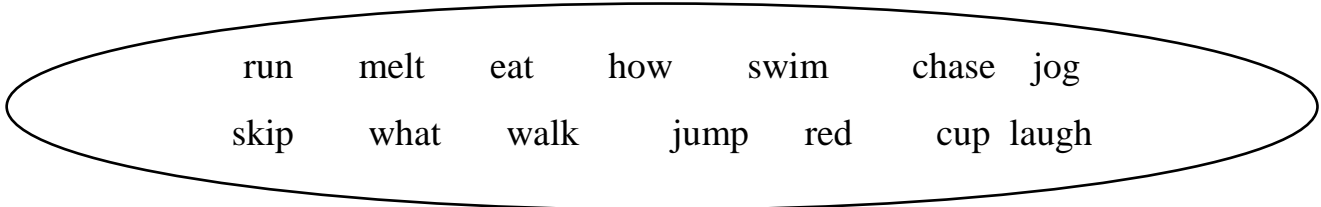
4. Write any 2 **Verbs** from the story

5. Who fell in the river? _____

6. Who dashed into the water?

B. VERBS – A Verb is a doing word or an action word

Circle any five words which tells us what you can do in the playground



Draw circles around the verbs in these sentences

- a. My horse jumped over the wall.
- b. The baby is drinking from her cup.
- c. Danette and Jenisha walked to the shop.
- d. Yesterday Alex danced on the stage alone.
- e. The cars were racing around the track.
- f. My kite danced in the breeze.

C. Putting words in order

Example: water/Plants need/ to grow
Plants need water to grow.

1. boil river water/ We must/ before drinking .

2. is the/ Sigatoka river/ longest river/ in Fiji.

3. is a /He/good boy.

4. from the kitchen /took eggs/ Father.

5. danced around/ the kitchen/ Grandpa.

1098 SABETO SANGAM SCHOOL

YEAR 3

HEALTHY LIVING WORKSHEET

NAME.....

STRAND:	BUILDING HEALTHY RELATIONSHIPS
SUB STRAND:	GOOD MANNERS
CONTENT:	CLASSROOM RULES
LEARNING OUTCOME:	RULES ARE NEEDED FOR THE SMOOTH RUNNING OF A CLASS

(Parents to discuss and help your child to understand the topic)

Unit 9 Good Manners

1. I must say “**thank you**” if I am given something.
2. Learn to say “**excuse me**” when we need something.
3. Ask for **forgiveness** if you have done something wrong.
4. Say “**please**” when you want something.
5. Do not interrupt in between when two people are talking.
6. Use “ **May I Borrow**” if you want to borrow something from someone.
7. **Raise Your hand** if you want to speak or say something in the class.

Activity

Add light pink colour to the circles with good manners and yellow colour to bad manners

A collection of circles containing various classroom behaviors for coloring. The behaviors are:

- Swear at others
- Push and go
- Lie
- Make noise
- You are welcome
- Listen when your friend is talking
- Make noise while chewing food
- Excuse me
- Thank you
- Please
- Make line before coming inside the classroom after recess
- Be polite
- Shout in the classroom
- Tease others
- Complete work on time
- Always do your best in the classroom
- Tear pages from school books
- Write on the desk with pencil

1098 SABETO SANGAM SCHOOL

YEAR 3

ELEMENTARY SCIENCE WORKSHEET

NAME.....

STRAND:	MATTER
SUB STRAND:	MATERIALS USED FOR DIFFERENT PURPOSES
CONTENT:	NATURE OF MATERIALS
LEARNING OUTCOME:	PROPERTIES OF MATERIALS DETERMINE THEIR USES

(Parents to discuss and help your child to understand the topic)


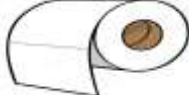














Unit 2.3 **Selecting suitable materials used for different purposes**

(Students to discuss with parents/guardians different materials used for different work)

1. **Plastic** – for wrapping and packing foods, carry bags. It's water proof and light.
2. **Wood** – use to make houses, furnitures, bridges, posts. It's strong and hard.
3. **Rubber band** – is used for tying things and its stretchable.
4. **Grass, vegetable peelings and leaves** – they decompose and give manure to soil.
5. **Glass** – used in household items as they are fragile, transparent, hard and brittle.
Paper - is used for books, cards, printing paper, and other uses as it can be folded, has strong tearing resistance, some are thin and some are thick depending on their use.
6. **Paper** - is used for books, cards, printing paper, and other uses as it can be folded, has strong tearing resistance, some are thin and some are thick depending on their use.
7. **Toilet paper** – are designed to break apart when wet so as not to get blocked in the drain pipes and are able to decompose in the septic tank. They are soft.
8. **PVC Pipes** – is hard plastic, not burnt easily, flexibility, elasticity properties, and used in many items like tubes, hoses, bottles and in constructions.
9. **Metals**– are used to make tents, spoons, coins, drums, tins etc. As they are strong, not breakable.

Activity Study the pictures below and write in the given space which material is used.

plastic	wood	Rubber band	Grass/leaves	glass	paper	metal	PVC pipes
---------	------	-------------	--------------	-------	-------	-------	-----------

Newspaper 	toilet paper..... 	book..... 	money..... 
tree..... 	scissors..... 	aeroplane..... 	coins..... 
ball..... 	glass..... 	box..... 	manure to soil..... 
drum..... 	table..... 	straw..... 	tent..... 

What I am made of ?

Draw lines from the picture to the correct material



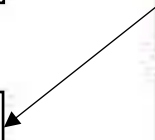
GRASS

WOOD

GLASS

METAL

PLASTIC



1098 SABETO SANGAM SCHOOL

YEAR 3

SOCIAL STUDIES WORKSHEET

NAME.....

STRAND:	CULTURAL BACKGROUND
SUB STRAND:	CASE STUDY
CONTENT:	STORY OF VIJAY
LEARNING OUTCOME:	WE MUST RESPECT ALL CULTURES

(Parents to discuss and help your child to understand the topic)

Read the story of Vijay.

Case study

My name is Vijay. It means ‘winner’ in my language. I live on a farm in Vaivai, Lautoka. My mother and I live in our own house beside my grandparents.



We eat roti and curry every morning. I am a Hindu and I often go to the temple to pray. Every year we celebrate Diwali in October. We light up candles and diya because it is the festival of lights.

My best friend is Mohammed. We go to the same school. His family celebrates Eid because they are Muslims. It is a special time when we can eat samaii.

I go to Vaivai Christain school. We have Bible classes two times a week. We learn Christian songs and take part in Easter activities.

Fillers

Lautoka	Eid	Easter	Temple	Vaivai	Diwali
---------	-----	--------	--------	--------	--------

1. Hindus pray in a _____.
2. Sawaii is a special dish that Muslims eat during _____.
3. Vijay lives in _____.
4. _____ is a Christain celebration.
5. _____ is the Hindu festival of lights.
6. Vijay lives in _____ Lautoka.

MATCHING

- | | | |
|---------------|-------|--------------------------|
| 1. Diwali | _____ | a. Christian’s holy book |
| 2. Vijay | _____ | b. Muslim’s celebration |
| 3. Eid | _____ | c. means winner |
| 4. Holy Bible | _____ | d. festival of lights |

1098 SABETO SANGAM SCHOOL

YEAR 3

HINDI WORKSHEET

NAME.....

STRAND:	तितली और कली
SUB STRAND:	कविता
CONTENT:	तितली और कली
LEARNING OUTCOME:	बच्चे वर्णमाला को सिखकर अभ्यास कार्य पूरा करें

(Parents to discuss and help your child to understand the topic)

अ) सिखिए (learn) say the alphabets everyday

क (ka)	ख(kha)	ग(ga)	घ(gha)	च(ch)	छ(cha)	ज(ja)
झ(jha)	ट(ta)	ठ(tha)	ड(da)	ढ(dha)	त(ta)	थ(tha)
द(da)	ध(dha)	न(na)	प(pa)	फ(pha)	ब(ba)	भ(bha)
म(ma)	य(ya)	र(ra)	ल(la)	व(va)	श(sh)	ष(sha)
स(sa)	ह(ha)					

आ) चित्र को देखकर सही शब्द को गोल करें

१.  चूहा कुत्ता
२.  राजा रानी
३.  फूल फल
४.  केला आम
५.  घर पाठशाला

इ) पूरा करें

१. क + हा + नी = -----
२. ह + मा + रा = -----
३. सु + न + द + र = -----

४. ब + क + री = -----

५. ना + स + म + झ = -----

पहले वर्ण में ओ (ी) की मात्रा लगाकर चित्रों के नाम लिखो :-

र/2

द....



म... + र



त... + ता

दो



क... + ट



ढ... + ल



च... + र



श... + र



न... + ट



अ... + स

समाप्त

