

**NAVOLI SANGAM SCHOOL
ENGLISH
YEAR 5 -2021**

STRAND	WRITING and SHAPING
SUB- STRAND	LANGUAGE, FEATURES and RULES
CLO	Explore and build on knowledge of grammar and vocabulary

TOPIC: Homographs

Achievement Indicator: Identify important grammar rules while writing.

Homographs

1. **Homographs** are words which are spelled the same but have different meanings.

Example: *saw* (Past tense of see) *saw* (a tool)

LITERACY WORKSHEET 3

Activity:

Write two different meanings for each of these Homographs. The first one is done for you.

1. bank- i) a place where you can keep your money.
ii) a pile or mass.

2. fan- materials which have blades to cool off. When you like someone you become a fan of that person .

3. bat- flying animal . Handle .
-
-

4. lead- take incharge of the route. Writing materials found in pencils.
-

HSP WEEK 3

5. bear- to carry weight . Animal

6. back- rear surface of the human body. Rear end .



NAVOLI SANGAM SCHOOL
MATHS
YEAR 5 – 2021

STRAND	NUMBER AND NUMERATION
SUB STRAND	Fractions
CLO	Express and use addition, subtraction, and multiplication of fractions with the same/different denominators.

TOPIC: Fractions of A Group

Achievement Indicator: Multiply any proper fraction to a whole number.

1. Multiply the numerators by the whole number and divide the answer by the denominator.

$$\frac{\text{numerator} \times \text{whole number}}{\text{denominator}}$$

Example: $\frac{1}{3}$ of 9

$$\frac{1}{3} \times 9 = \frac{1 \times 9}{3} = \frac{9}{3} = 3$$



(Show all necessary working and write your answers on this worksheet.)

1. Find the fraction of each group..

a. $\frac{1}{6}$ of 18 = $\frac{1 \times 18}{6} = \frac{18}{6} = 3$

d. $\frac{1}{2}$ of 20 = $\frac{10}{\quad}$

b. $\frac{1}{4}$ of 24 = $\frac{6}{\quad}$

e. $\frac{1}{5}$ of 30 = $\frac{6}{\quad}$

c. $\frac{1}{8}$ of 24 = $\frac{3}{\quad}$

f. $\frac{2}{3}$ of 12 = $\frac{8}{\quad}$

**NAVOLI SANGAM SCHOOL
HEALTHY LIVING
YEAR 5 -2021**

STRAND	Building Healthy Relationship
SUB STRAND	Resilience And Proactive Behaviour
CLO	Develop being assertive to reflect effective refusal and negotiation skills.

Topic: Effective Refusal Skills

1. **Refusal skills** are a set of skills designed to help children avoid participating in high-risk behaviours.
2. The person who is in the best position to keep a teen safe is him/herself.

Some tips to keep you safe

- Refuse – Say No and mean it.
- Recruit an ally (friend) to help change the dynamics.
- Come up with a better idea – Let’s go play at my house instead.
- Leave – either quietly while no one notices or by making an excuse if situation is getting out of hand.

Negotiation Skills

1. React sensibly - Never lose your temper or over react.
2. If you are unhappy be assertive (voice your opinions).
3. Patience – Never be in a hurry to close the deal.
4. Confident - One needs to be confident. Never show your desperation to anyone. They will take undue advantage.
5. Be dignified - maintain the dignity. Present your ideas in an honourable way.
6. Avoid shouting or using derogatory statements against anyone.
7. Be very clear in your communication.
8. Be a good listener.
9. Be reasonable - Don’t ask for anything you yourself know is not possible.

Activity

1. What are **refusal skills**?
say no, leave ,come with a better idea.

HSP WEEK 3

2. What can you do to keep yourself safe, if your friend asks you to smoke a cigarette?
Refuse and leave .

3. Who is the best person to keep you safe?
Mother, father etc

NAVOLI SANGAM SCHOOL
HINDI
YEAR 5/6

STRAND	पढ़ना एवं सर्वेक्षण करना
SUB STRAND	भाषा अधिगम प्रक्रियाएँ और युक्तिय
CLO	अर्थ का निर्माण व व्याख्या करने हेतु पठन व देखने में उपयुक्त नीतियों का प्रयोग करना, जैसे संदर्भ-संकेत, शब्द संरचना, संकेत तथा सन्निकचन

लिंग (Gender) - स्त्रीलिंग / पुल्लिंग (Masculine / Feminine)

१. **स्त्रीलिंग (Feminine):** जो शब्द स्त्री जाति का बोध कराता है ।

जैसे: लड़की, औरत, रानी, गाय आदि ।

२. **पुल्लिंग (Masculine):** जो शब्द पुरुष जाति का बोध कराता है ।

जैसे: लड़का, पुरुष, राजा, बैल आदि ।

अभ्यास (Activity)

सही शब्द चुनकर रिक्त स्थान पर लिखिए ।

१. सूर्य ----- (चमकता / चमकती) है ।

२. पुस्तक ----- (नया / नई) है ।

३. पेड़ ----- (बड़ा / बड़ी) है ।

४. हवा चल ----- (रहा / रही) है ।

५. वर्षा हो ----- (रहा / रही) है ।

६. कुर्सी ----- (पड़ा / पड़ी) है ।

HSP WEEK 3

७. पानी ----- (ठंडा / ठंडी) है ।

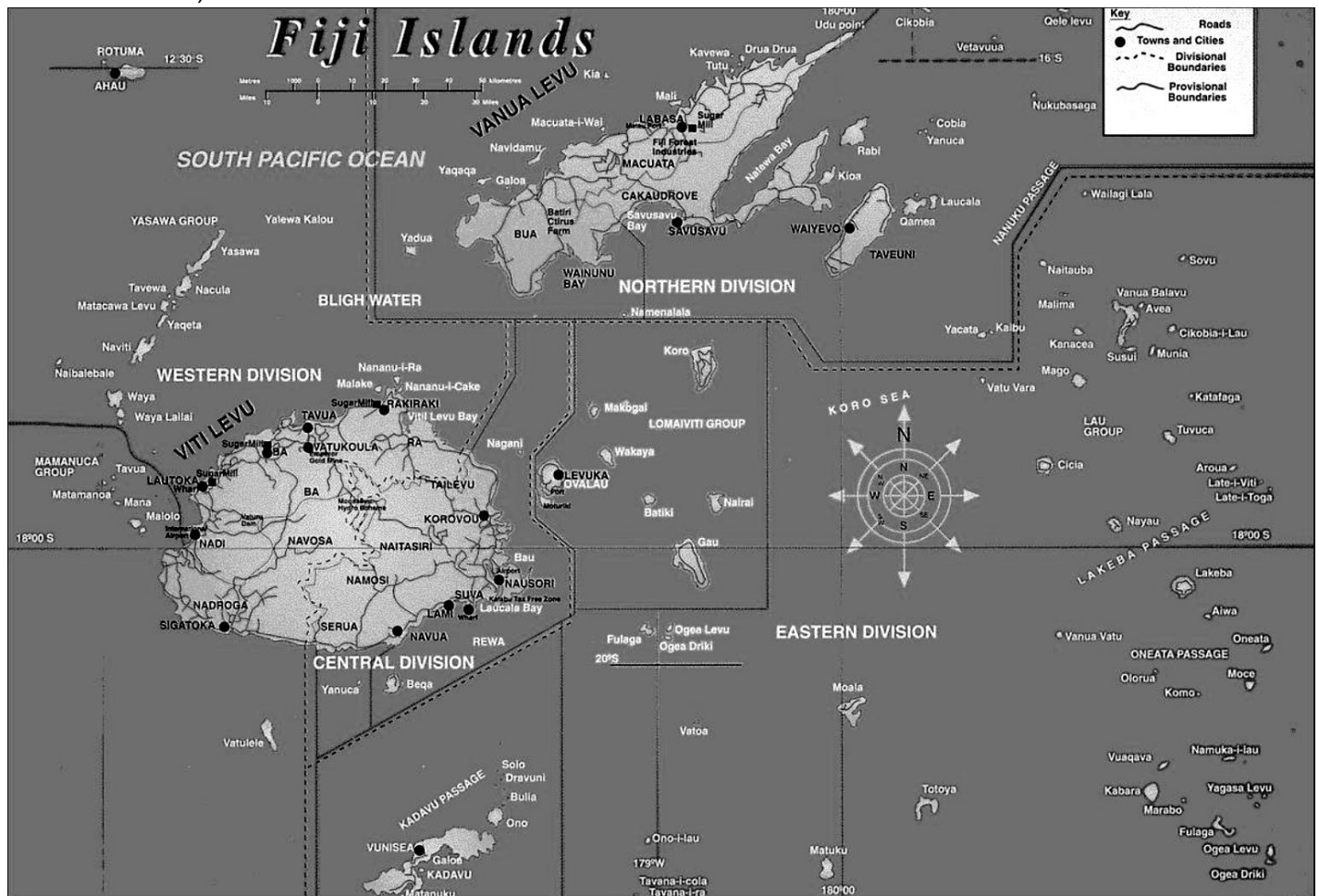
८. नदी ----- (बहता / बहती) है ।

NAVOLI SANGAM SCHOOL
SOCIAL STUDIES
YEAR 5 -2021

STRAND	Time, Continuity And Change
SUB STRAND	Features of Places
CLO	Discuss special physical features and the unique attraction of Fiji.

Where is Fiji Located in the South Pacific

1. Fiji is situated in the South Pacific group.
2. It is comprised of 322 islands. About 100 are inhabited (people are living there).



For you to do (Use the map of Fiji Islands given above)

1. Name the four Divisions shown on the map.
western, eastern, central, northern
2. In which Division are the following places located?
 i) Lautoka – western ii) Navua- central
 iii) Savusavu –northern iv) Levuka - eastern

HSP WEEK 3

3. Name the passage that lies between Viti Levu and Vanua Levu?
_bligh waters_____




NAVOLI SANGAM SCHOOL
ELEMENTARY SCIENCE
YEAR 5 -2021

STRAND	Matter
SUB STRAND	Investigating Matter
CLO	Explore common materials using their properties and classify them as solids, liquid and gases.

The Three States of Matter

- Matter** is everything around you. Desks, books, trees, water and even air is matter.
- Matter includes living things like plants and animals and non-living things such as tables and rocks.
- There are **three different states of matter**; known as **solid, liquid** and **gas**.

Properties of Matter

State	Properties	Particle Model
1. Solid	<ul style="list-style-type: none"> - Does not change its shape. - Has a definite volume. - Cannot be compressed as particles are closely packed together. 	
2. Liquid	<ul style="list-style-type: none"> - Takes up the shape of any container. - It has definite volume. - Particles slide over each. 	
3. Gas	<ul style="list-style-type: none"> - Particles move around freely and occupies much bigger volume. - Can easily be compressed. - Invisible but you can feel it. 	

Activity

- Classify each object in the list below under each correct heading in the table.

Water	stone	table	juice	smoke	coconut oil
Steam	biscuit	ice	oxygen	pencil	kerosene

Solid	Liquid	Gas
Stone	Water	Smoke

HSP WEEK 3

Table	Juice	Steam
Ice	Coconut oil	oxygen
pencil	kerosene	