

2034 NANUKU SANGAM SCHOOL
YEARS 4- MATHEMATICS SOLUTION
WORKSHEET 1

Name: _____

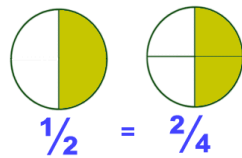
Year: _____

STRAND	Numbers
Sub- Strand	Fractions
Content Learning outcome	Identify and show the idea of equivalent fractions, and unit fractions as parts of a whole using a range of strategies and application.

Lesson Notes

1. Equivalent fractions are fractions that are equal.

Example



ACTIVITY

1. What are equivalent fractions?

Equivalent fractions are fractions that are equal.

2. Shade the diagram to show that the following pairs of fractions are equivalent.

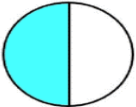
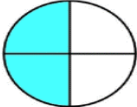




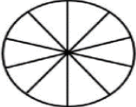

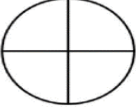
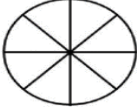

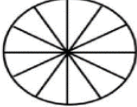
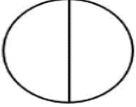


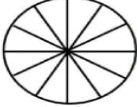
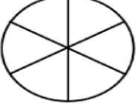
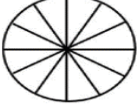


Name _____

Date _____



EQUIVALENT FRACTIONS WITH CIRCLES SHEET 1

If two fractions are equivalent it means that they are equal, or represent the same amount. Shade the correct amount of each circle to show the two fractions are equivalent. The first one has been done for you.

1)  =  $\frac{1}{2} = \frac{2}{4}$	6)  =  $\frac{6}{9} = \frac{2}{3}$
2)  =  $\frac{1}{3} = \frac{3}{9}$	7)  =  $\frac{2}{10} = \frac{1}{5}$
3)  =  $\frac{2}{4} = \frac{\quad}{8}$	8)  =  $\frac{1}{4} = \frac{3}{12}$
4)  =  $\frac{1}{2} = \frac{5}{10}$	9)  =  $\frac{2}{3} = \frac{8}{12}$
5)  =  $\frac{1}{6} = \frac{2}{12}$	10)  =  $\frac{3}{5} = \frac{6}{10}$