






**Penang Sangam Primary School**

**Year 1**

**Mathematics- Worksheet 2**

Strand	Early Mathematics
Sub- strand	Numbers (Whole Numbers)
Content Learning Outcome	To be able to recognize number symbols for numbers 1-5, know the number names and count and draw or count and write/ colour for up to 5 objects.






**Lesson Notes- Numbers 1-5, number names and how many do they represent.**

Number symbol	Number name	How many it represents?
<b>1</b>	<b>One</b>	
<b>2</b>	<b>Two</b>	
<b>3</b>	<b>Three</b>	
<b>4</b>	<b>Four</b>	
<b>5</b>	<b>Five</b>	

**Activity 1- Draw and Colour Flowers**

<b>2</b>	<b>3</b>	<b>5</b>	<b>4</b>	<b>1</b>





**Activity 2- Count and write how many in each.**

**Activity 3- Write the number names on the lines beside the numbers given.**

<b>1</b>	<u>one</u>	_____	_____	_____	_____	_____
<b>2</b>	<u>two</u>	_____	_____	_____	_____	_____
<b>3</b>	<u>three</u>	_____	_____	_____	_____	_____
<b>4</b>	<u>four</u>	_____	_____	_____	_____	_____
<b>5</b>	<u>five</u>	_____	_____	_____	_____	_____

**Activity 4- Count and colour as many as the number states.**

<b>Colour 1</b>	
<b>Colour 2</b>	
<b>Colour 3</b>	
<b>Colour 4</b>	
<b>Colour 5</b>	