






Strand	Early Mathematics
Sub- strand	Numbers (Whole Numbers)
Content Learning Outcome	To be able to recognize number symbols for numbers 6-10, know the number names and count and draw or count and write/ colour for 6-10 objects.






Lesson Notes- Numbers 6- 10, number names and how many do they represent.

Number symbol	Number name	How many it represents?
6	Six	
7	Seven	
8	Eight	
9	Nine	
10	Ten	

Activity 1- Draw and Colour cups

7	9	10	6	8
----------	----------	-----------	----------	----------





Activity 2- Count and write how many in each.

Activity 3- Write the number names on the lines beside the numbers given.

6	<u>six</u>	_____	_____	_____	_____	_____
7	<u>seven</u>	_____	_____	_____	_____	_____
8	<u>eight</u>	_____	_____	_____	_____	_____
9	<u>nine</u>	_____	_____	_____	_____	_____
10	<u>ten</u>	_____	_____	_____	_____	_____

Activity 4- Count and colour as many as the number states.

Colour 9	
Colour 10	
Colour 8	
Colour 6	
Colour 7	