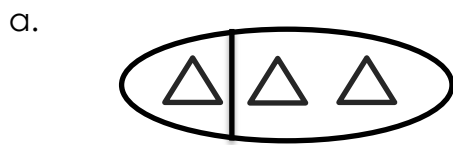


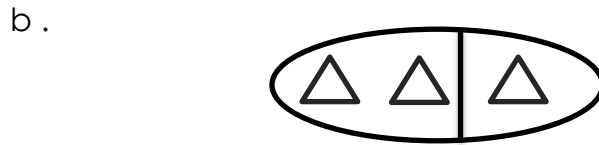
YEAR 1- MATHS
WORKSHEET 3

Partitioning

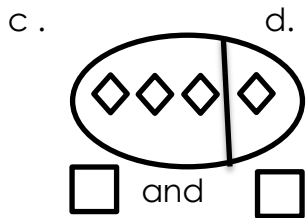
1. Write the number for the partitioned set. First one is done for you.



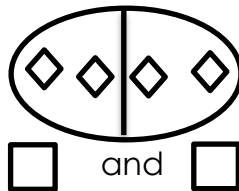
and



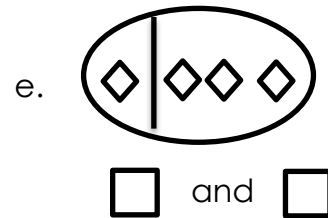
and



and

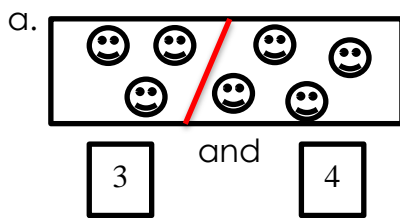


and

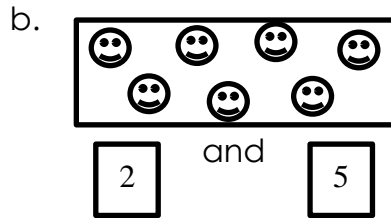


and

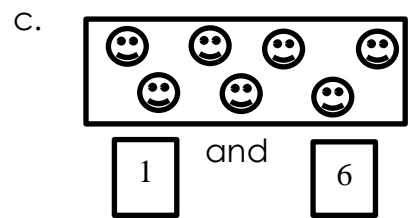
2. Partition the objects in the set according to the numbers in the box. First one is done.



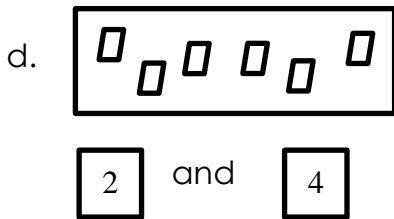
and



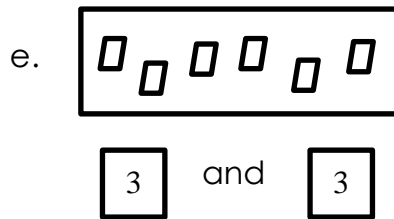
and



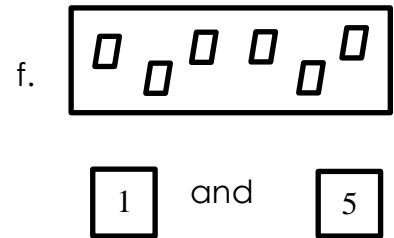
and



and



and



and

3. **Ascending Order** – Write these numbers from smallest to biggest.

a. 9 5 11 5 9 11

c. 8 6 3 _____

b. 19 12 17 _____

d. 11 18 14 _____

4. **Descending Order** – Write these numbers from biggest to smallest.

a. 4 8 10 10 8 4

c. 3 1 7 _____

b. 18 13 15 _____

d. 16 12 20 _____