

## LESSON NOTES

**School:** Lovu Sangam School

**Year:** 3

**Subject:** Mathematics

<b>Strand</b>	Numbers
<b>Sub Strand</b>	Division
<b>Content Learning Outcome</b>	Demonstrate division of 2-3 digit numbers by single or double digit number.

### Division

What is division?

It is sharing equally between groups or among yourselves.

### Example

$$12 \div 3 = 4 \quad \leftarrow \text{quotient}$$



Division is the opposite of multiplication. When we divide by 2, we can think about our 2 times table.

$$12 \div 2 = \boxed{\phantom{00}} \quad \text{so we can say } 2 \times \boxed{\phantom{00}} = 12.$$

### Activity

1.)  $18 \div 6 = \boxed{\phantom{00}}$

2.)  $20 \div 5 = \boxed{\phantom{00}}$

3.)  $10 \div 2 = \boxed{\phantom{00}}$

## **LESSON NOTES**


**School:** Lovu Sangam School

**Year:** 3

**Subject:** Elementary Science

<b>Strand</b>	Matter
<b>Sub Strand</b>	Natural and man-made materials
<b>Content Learning Outcome</b>	Recognize that the physical world is made up of natural and synthetic (man-made) materials with a variety of physical properties

**Natural materials-** comes from our natural environment.

 Example: trees, leaf, bones, wood, soil and feathers.

**Man-made (synthetic) materials-** are made in factory. They are processed materials.

 Example: glass, pipe, bottle, nail, tin, kitchen utensils and plastics.

### **Activity**

Draw and colour some natural and man-made materials which are not stated above.

<b>Natural Materials</b>	<b>Man-made Materials</b>

## **LESSON NOTES**

**SCHOOL-** LOVU SANGAM SCHOOL

**YEAR 3**

**SUBJECT-** HEALTHY LIVING

**Strand** - 2 Building Healthy Relationship

**Sub strand** – H.3.2.2 Resilience and Proactive Behavior

**Content Learning Outcome-** Identify value, demonstrate ways to express and cope with feelings and emotions in socially acceptable ways.

## **LESSON NOTES AND ACTIVITIES**

### **Unit 10 Listening When Someone is Talking**



1. It is polite to listen when someone is talking.
2. Try and look at the person when he or she is talking to you.
3. We use our ears when listening.
4. It is important to listen carefully to what people are trying to tell us.
5. When you don't hear what people are saying you can say "I beg your pardon". They can then repeat what they have said already.
6. Being a good listener can help you to see the world through the eyes of others.

### **Activity**

### **True or false**

1. A good listener sees the world through the eyes of others. \_\_\_\_\_.
2. It is not polite to listen when someone is talking. \_\_\_\_\_.
3. We use our eyes to listen. \_\_\_\_\_.
4. Listen when someone is talking to you. \_\_\_\_\_.
5. Look at the other side when someone is talking to you. \_\_\_\_\_.
6. Say "I beg your pardon" if you didn't listen properly. \_\_\_\_\_.

## LESSON NOTES

SCHOOL- LOVU SANGAM SCHOOL

YEAR 3

SUBJECT- Social Studies

Strand - 3 Place and Environment

Sub strand – 3.3.1

Content Learning Outcome- Compare and contrast the features and functions of homes and school.

## LESSON NOTES

### Lesson 1

### My Home

1. My home is where I belong.
2. The people that I live at home are my family members.
3. The head of the family is father. He earns for the family and puts food on the table.
4. A home is a place where one person or a family or a household live in .



Indian family



I-taukei family



Chinese family

### Activity

1. Draw yourself and colour in the middle box provided
2. Draw and colour six things you do at home

1.		3.
2		4.

## LESSON NOTES

SCHOOL- LOVU SANGAM SCHOOL

YEAR 3

SUBJECT- English

Strand - L3

Sub strand – Writing and Shaping

Content Learning Outcome- Construct legible and logical images, sentences and paragraphs to express ideas and experiences in various situations and contexts

## LESSON NOTES

### PUNCTUATIONS

#### QUESTIONS

When we want an answer to something, we ask a **question**. A question ends with a **question mark(?)** Some words that can ask are: *How What Where When Why*









#### Activities

Tick the sentences below that ask questions.

- |  |   |
|--|---|
| a. He is going to the garden. <input type="checkbox"/> | e. Who is that girl? <input type="checkbox"/>   |
| b. Why is the sky so blue? <input type="checkbox"/>    | f. Come home now. <input type="checkbox"/>      |
| c. She is a great dancer! <input type="checkbox"/>     | g. What is in the box? <input type="checkbox"/> |
| d. Is that your new bag? <input type="checkbox"/>      | i. When will you go? <input type="checkbox"/>   |

Answer these questions about yourself.

- What is your name? \_\_\_\_\_
- How old are you? \_\_\_\_\_
- Where do you live? \_\_\_\_\_
- When were you born? \_\_\_\_\_
- Who is your favourite sport player? \_\_\_\_\_
- What school do you go to? \_\_\_\_\_
- What do you want to become when you grow up? \_\_\_\_\_

PUNCTUATION MARK			
<b>Full Stop</b>  Used at the end of a sentence	<b>Question Mark</b>  Used at the end of an interrogative sentence to form a question.	<b>Comma</b>  Used to denote a pause in a sentence	<b>Exclamation Mark</b>  Used to denote shock, surprise, anger or a raised voice.
<b>Quotation Mark</b>  Used to show that	<b>Colon</b>  Used to indicate what	<b>Semi Colon</b>  Used to link two independent clauses.	<b>Apostrophe</b>  Used to show possession or for contraction of word



## LESSON NOTES

**SCHOOL-** LOVU SANGAM SCHOOL

**YEAR 3**

**SUBJECT-** Hindi

**Strand - 3**

**Sub strand – Writing and Shaping**

**Content Learning Outcome-** Construct legible and logical images, sentences and paragraphs to express ideas and experiences in various situations and contexts

<b>अ</b> अनार 	<b>आ</b> आम 	<b>इ</b> इमली 	<b>ई</b> ईख 	<b>उ</b> उल्लू 	<b>ऊ</b> ऊन 
<b>ऋ</b> ऋषि 	<b>ए</b> एड़ी 	<b>ऐ</b> ऐनक 	<b>ओ</b> ओखला 	<b>औ</b> औषध 	<b>अं</b> अंगूर 
<b>क</b> कमल 	<b>ख</b> खरगोश 	<b>ग</b> गाय 	<b>घ</b> घड़ी 	<b>ङ</b>	
<b>च</b> चरखा 	<b>छ</b> छत्ती 	<b>ज</b> जहाज 	<b>झ</b> झण्डा 	<b>ञ</b>	
<b>ट</b> टमाटर 	<b>ठ</b> ठसा 	<b>ड</b> डमरू 	<b>ढ</b> ढोल 	<b>ण</b> बाण 	
<b>त</b> तरबूज 	<b>थ</b> स्थ 	<b>द</b> दवात 	<b>ध</b> धनुष 	<b>न</b> नल 	
<b>प</b> पतंग 	<b>फ</b> फल 	<b>ब</b> बतख 	<b>भ</b> भवन 	<b>म</b> मछली 	
<b>य</b> यग्न 	<b>र</b> रेल 	<b>ल</b> लट्ठू 	<b>व</b> वर्षा 	<b>श</b> शंख 	
<b>ष</b> षट्कोण 	<b>स</b> सपेरा 	<b>ह</b> हिरन 	<b>क्ष</b> क्षत्रिय 	<b>त्र</b> त्रिशूल 	<b>ज्ञ</b> ज्ञानी 

### Activities

छूटे हुए वर्णों को लिखो- (Write the missing letters.)

अ \_\_\_\_\_ ई \_\_\_\_\_ ऋ \_\_\_\_\_  
ओ \_\_\_\_\_ अः \_\_\_\_\_  
क \_\_\_\_\_ घ ड \_\_\_\_\_  
\_\_\_\_\_ छ ज \_\_\_\_\_ ञ  
ट \_\_\_\_\_ ढ ण  
त \_\_\_\_\_ द \_\_\_\_\_  
\_\_\_\_\_ फ ब \_\_\_\_\_ म  
य \_\_\_\_\_ ल \_\_\_\_\_  
श ष \_\_\_\_\_ ह  
\_\_\_\_\_ त्र \_\_\_\_\_











चित्र देखकर नाम चुनें

	जल	सेब	आम
	फल	संतरा	सेब
	तरबूज	खरबूज	आम
	शर्बत	सेब	संतरा
	मन	केला	लीची

BharatBheshha.org

## Readings

Read the text below:

Anna is a  She lives on a  with her family. She is a mother to a cute . Anna's husband is a big and strong  Anna eats  and gives . When she is not too busy, she spends time with other animals that live on the . Her best friends are , , and .

grass	calf	cow
horses	goats	sheep
milk	farm	bull











www.englishforkidz.com

### Spelling words for the week to learn

- |            |            |
|------------|------------|
| 1. grass   | 2. Animals |
| 3. friends | 4. Goats   |
| 5. farm    | 6. Strong  |
| 7. eat     | 8. Sheep   |
| 9. milk    | 10. cow    |



Read the text below:

Anna is a  She lives on  
a  with her family. She  
is a mother to a cute .  
Anna's husband is a big and  
strong  Anna eats   
and gives . When she is  
not too busy, she spends time  
with other animals that live on  
the . Her best friends are  
 , and  .

grass

calf

cow

horses

goats

sheep

milk

farm

bull

[www.englishforkidz.com](http://www.englishforkidz.com)

Image made by Freepik from www.flaticon.com

## **LOVU SANGAM SCHOOL**

### **LESSON NOTES**

**School :** Lovu Sangam School

**Year/ Level :** 3     **WORKSHEET # 1**

**Subject :** NA VEIKA VAKA-VITI: E NA E KA TOLU NI YABAKI

Strand	Wilivola Kei na Vakadidigo
Sub Strand	Wiliki, Vakadigova, kila vakavinaka na veimataqali vosa, kedrai bulibuli me rawa ni vakadewataki kina na i tukutuku.
Content Learning Outcome	Na bula veimaliwai vakamatatamata, kei na vanua e vakaraitaki kina.

### **WASE 5 : NA VATAVATAIRALAGO**

Na veivosa me nanumi

1. Dadavo- davo ena vakacegu
2. Veitukuni – veitalanoataka na i talanoa ni gauna makawa.
3. Toto- wasewase vakailala ka qai ia na vakasa se qito.
4. Soata – na watu mamada ka rad au ciri tu e waitui.
5. Memu wai- nomu druka
6. Qaqa – kaukauwa e na vakasa se qito.
7. Salavi – ology
8. Lasa – vakatubu dredre se marau.

Vakacuruma na vosa nanumi e cake ena vanua dodonu era.

1. E ra sa \_\_\_\_\_ sara e na qito.
2. Sa \_\_\_\_\_ wabosucu na vu ni vudi.
3. E ratou a \_\_\_\_\_ nai to nei Leba.
4. Kos a druka ka ni sa tolu na \_\_\_\_\_ .
5. Au a soqona mai eso na \_\_\_\_\_ mai matasawa.
6. Keimami a \_\_\_\_\_ vakamataqali ena qito ko ya.
7. Keimami a \_\_\_\_\_ ena bogi.
8. Au a \_\_\_\_\_ koto ga e na ruku ni vunika ko ya.