

2034 NANUKU SANGAM SCHOOL
LESSON NOTES
WORKSHEET 5 -2021

Subject: Living and Learning Together

Year: 1

Name: _____

Strand	Myself and Others
Sub Strand	Emotions
Content Learning Outcome	Children develop understanding of different types of emotions.

New Words

Happy

sad

angry

emotions

laughing

crying

Lesson Notes



Happy

sad

angry

laughing

crying

Activity

Fill in the missing letters correctly.



__app__

__ad

a__gry

__aughin__

__rying

Activity 2

Match the words with its correct spellings.

1. ads

angry

2. appyh

crying

3. ngrya

happy

4. rying

sad

**2034 NANUKU SANGAM SCHOOL
LESSON NOTES
WORKSHEET 5 -2021**

Subject: Physical Development, Health and Well Being **Year:** 1 **Name:** _____

Strand	Healthy Living
Sub Strand	Perceptual motor development
Content Learning Outcome	To be able to state some safety measures during hurricanes and floods.


New Words

Hurricane floods power Stay creeks

Lesson Notes

We should remember these safety rules during hurricanes and floods:

- Do not play in flooded creeks.
- Do not play with power lines.
- Stay indoors.



Hurricane



Flood

Things not to do during flooding and hurricanes.





Do not play in flooded areas.



Do not play with power lines.

Activity 1

Activity 2

<p>Match the pictures correctly.</p> <div style="display: flex; justify-content: space-around; align-items: center;"> <div style="text-align: center;">  <p>Hurricane</p> </div> <div style="text-align: center;">  <p>Flood</p> </div> </div>	<p>Write Yes or No</p> <ol style="list-style-type: none"> 1. Play in flooded creeks. _____ 2. Play with power lines. _____ 3. Stay indoors. _____
--	--

2034 NANUKU SANGAM SCHOOL
LESSON NOTES
WORKSHEET 5 -2021

Subject: Learning to Know (E/S) Year: 1 Name: _____

Strand	Earth and Beyond
Sub Strand	Picnic
Content Learning Outcome	<ul style="list-style-type: none"> To be able to understand what is picnic, things taken for a picnic and what are the things found on the beach.

New Words

picnic shells sand beach river

Lesson Notes

- Picnic is the time we spend with our families on the beach or river.



The Beach



The River

- Some of the things found on the beach:
 1. Shells
 2. Sand
 3. Mangroves
 4. Broken corals

- Things we take for a picnic:

1. Food 2. Towel 3. Clothes 4. Ball 5. Water 6. Mat 7. Hat

A Picnic Scene



Activity 1

Draw and colour a picnic scene with your family.

Activity 2

Label the pictures correctly.

	Ball	River	beach	mat	food	clothes
	