

LESSON NOTES WEEK 10

Subject: Home Economics Year/Level: 10

Strand	Clothing and Textiles
Sub Strand	Equipments
Content Learning Outcome	1. Identify advanced equipment used for constructing garments. 2. Identify the faults in sewing machine stitches and ways to remedy the faults. 3. Make informed decisions when selecting advanced equipment.

Advanced Sewing Equipment

Sewing equipment and accessories

Sewing machine



- The sewing machine is the most important and expensive piece of equipment in garments making.
- When choosing, see that all the necessary functions are available.

Types of sewing machines







Hand sewing machine	Treadle machine	Electric sewing machine	Electronic machine




Parts of a Sewing Machine



Sewing Equipments

Equipments	Uses
1. Cutting scissors 	<ul style="list-style-type: none"> • A good pair of stainless steel cutting scissors will cut smoothly and evenly. • Should be about 20 cm long and have sharp blades • Should be used for cutting fabrics only • Should be kept clean and dry

2. Hand sewing needles 	<ul style="list-style-type: none"> Keep a selection of sewing needles for different purposes. Finer needles are used for delicate fabrics such as chiffon and lawn. Thicker needles are used for heavier fabrics such as denim.
3. Embroidery Needles	For all decorative /embroidery stitches
4. Needle threader 	For threading needles
5. Tape – measure 	<ul style="list-style-type: none"> A dressmaker's tape-measure is usually 150 cm long with metal ends and measurements marked on both sides, A good quality tape-measure that does not stretch or fray easily at the edges.
6. Thread  	<ul style="list-style-type: none"> It is best to use the thread that has the same characteristics as the fabric you are sewing. For example use a nylon thread for nylon fabrics and cotton thread for cotton fabrics. An all- purpose polyester thread can be used for all kinds of fabrics. For ordinary sewing purposes, use threads no. 40 or 50. Choose a matching colour or a shade slightly darker than your fabric.
7. Un-picker (quick un-pick) 	<ul style="list-style-type: none"> An un-picker is used for removing unwanted stitches. It is also used to slit button holes.

8. Tracing wheel and dressmaker's carbon paper 	<ul style="list-style-type: none"> These are used together to transfer pattern lines from paper pattern to fabric.
9. Thimble  	<ul style="list-style-type: none"> Usually fitted on the middle finger of the sewing hand. It helps you to push the needle through the fabric and protects your finger.

Activity

1. Label and state the use of the following sewing machine.

