



3055 BA SANGAM COLLEGE

PH: 6674003/9264117 E-mail: basangam@connect.com.fj



Worksheet 9

School: Ba Sangam College

Year:9

Subject: Home Economics






Name: _____






Strand	HEC 9.3: CLOTHING AND TEXTILES
Sub strand	HEC 9.3.1 Study of Fibres and Fabrics, Blends and Finishes; Decorations
Content Learning Outcome	Distinguish natural fibres according to their sources, properties, uses and care.

Stains

It is a mark or discoloration on the clothes that is not easily removed.

Stain Removal- methods applied in removing stains.

Types of stain	Removal method
1. Mud stain 	<ul style="list-style-type: none"> • Allow mud to dry • Shake off dried mud • Soak in liquid detergent for about 20 minutes. • Rub the stained area to remove mud stain.
2. Grease stain 	<ul style="list-style-type: none"> • Treated as soon as possible • Smudge /bloat the oil from cloth • After blotting the oil, use liquid dishwasher.
3. Ink stain 	<ul style="list-style-type: none"> • Water based ink stain-place a towel or any cloth below the stained area. -put some water and bloat on the stained area. -keep bloating until ink fades and wash with detergent. • Ball point ink stain- place a towel or any cloth below the stained area. -apply alcohol to the stained area and bloat the area with another cloth.
4. Blood stain 	<ul style="list-style-type: none"> • Wet blood -put hydrogen peroxide on the stained area. • Dried blood-apply liquid detergent and soak in cold water for 20 minutes. • Put on some soda crystals on the stained area and rub gently.
5. Alcohol stain 	<ul style="list-style-type: none"> • Fresh stain-remove by sponging • Apply glycerin and rub with hands and wash with regular detergent

<p>6. Chewing gum</p> 	<ul style="list-style-type: none"> • Rub area with ice • Scrape off hardened gum with knife.
<p>7. Grass stain</p> 	<ul style="list-style-type: none"> • Rub detergent and wash
<p>8. Paint stain</p> 	<ul style="list-style-type: none"> • Rub detergent and wash • Sponge with turpentine /spirits and rinse if stain remains.
<p>9. Soft drinks stain</p> 	<ul style="list-style-type: none"> • Sponge with cold water
<p>10. Tea/coffee stain</p> 	<ul style="list-style-type: none"> • Lay out the stained area flat • Spray the stained area with hair spray. • Rub the same area with a soap. Dry.

Activity

1. Define stain.

_____ (1 mark)

2. State how will you remove the following stains at home: (8 marks)

i. Coffee stain

ii. Paint stain

iii. Ink stain

iv. Chewing gum

3. Madison has got grass stain on her school uniform while playing during PE class. How will she remove grass stain from her school uniform? (1 mark)
