

TOPIC OF INQUIRY - TOOLS  
WORKSHEET : 7 - LITERACY

NAME.....


**A. Discuss the following with your child:**

1. What are tools? Tell them about the following tools:
  - a) Garden tools
  - b) Carpenter tools
  - c) Kitchen tools
  - d) School tools
  - e) Hospital tools
  - f) Mechanic tools
  - g) Tailor tools
2. Who uses tools?
3. Why do we need tools?
4. When do we use tools?
5. Where can you find tools?
6. How are tools useful to us?

**B. Teach them Rhymes and songs on Tools -**  
Google search from you tube.

**C. Tell them stories about Tools from you tube.**













**D. Colouring Activity - Tools**



9338 LOVU SANGAM KINDERGARTEN  
WORKSHEET 7  
NUMERACY

Day 2

**A. Matching Tools and Colouring**

TOOLS	MATCHING WORKSHEET
<i>Match the picture on the left to the picture on the right.</i>	
	
	
	
	
	
	
Name _____	Date _____
<small>© 2009 abcteach.com</small>	

**B. Write Aa - Zz on a separate paper and attach at the back for marking.**

9338 LOVU SANGAM SCHOOL


WORKSHEET 7

Day 3

SCIENCE

PICTURE TALK, OBJECT TALK, SCIENCE, LISTENING ACTIVITY, DRAWING & ART WORK

1. **Picture Talk: show** them pictures of some tools.  
(In any newspaper, magazine or Google search)
2. **Object Talk:** show them some real tools you have at home –Nails, hammer, rake, mop, pen, paper, chalk, crayon, colours, ruler, rubber, knife, pots, spoons ,fork, scissors ,needle, brush etc.
3. **Science:** let your child feel the texture of nail, tax, spoon, thread, button, chalk, hand fork, cotton wool etc.
4. **Listening Activity:** {science}  
Let your child hear sound of hammer banging, garlic pounder, sewing machine {if you have}, vaccum cleaner, and blender etc.  
{Just to let them hear and know about different sounds and where and how it is used}
5. **Pre –Drawing –** Draw some tools you have at home and colour it.



6. **Art & Craft**-make any tool using recycled materials and upload pictures on **Viber Group**.

9338 LOVU SANGAM SCHOOL  
WORKSHEET 7  
OUTDOOR ACTIVITY  
&  
HEALTHY LIVING.

Day 4

A. **Outdoor Activities:**

1. Play “Simon says” with your child.
2. Tag of war – pulling rope.

B. **Health & well Being:**

1. Eat balanced meal.
2. Eat local fruits.
3. Cleanliness and taking enough sleep

- c. **Dough play:** Let your child play with dough – **make shapes, roll it like roti etc.**

**How to make dough:** Just like roti dough.

1. Mix 1 cup flour
2. 1 tablespoon of salt
3. Dettol {**optional**}
4. Food colour {**optional**} if you want to make different colours}.
5. Mix it with cold water and knead it like roti dough.

- **After they play, you can put it in a container and they can play for few more days before it goes bad.**
- **Please supervise them, do not let them eat.**
- **Upload pictures on our Viber Group.**

9338 LOVU SANGAM KINDERGARTEN

Day 5

WORKSHEET 7 - ART & CRAFT

COLLAGE - CUT AND PASTE PICTURES OF TOOLS

