







Strand	Reading and Writing
Sub- strand	1. Reading 2. Writing
Content	1. To be able to read simple words and sentences.
Learning	2. To be able to shape letter Gg correctly.
Outcome	3. To be able to write simple words and sentences.

Lesson Notes- Some words with letter Gg.

					
Girl	Gift	Grapes	Goat	Gloves	Glasses

Activity 1- Copy and write the letters

Gg _____ _____ _____ _____ _____ _____

Gg _____ _____ _____ _____ _____ _____







Activity 2- Draw pictures for each word given.

girl	gift	grapes	goat	gloves	glasses

Activity 3- Copy and write these words and learn the spellings


girl	gift	grapes	goat	gloves	glasses

Activity 3- Write a sentence for each picture. Use the sentence structure given for each set.

	I can see a girl.		These are glasses.
	_____		_____
	_____		_____

Strand	Early Mathematics
Sub- strand	Numbers (Whole Numbers)
Content Learning Outcome	To be able to recognize number symbol for number 14, know the number name and count and draw or count and write/ colour 14 objects.

Lesson Notes- Number 14, number name and how many does it represent.

Number symbol	Number name	How many it represents?
14	Fourteen	

Activity 1- Copy and write number 14 and the number name spelling.

14 _____

14 _____






14 _____

Fourteen _____

Fourteen _____

Fourteen _____

Activity 2- Count and colour 14 in each set.

Activity 3- Draw and colour:

14 cups	14 leaves
14 flowers	14 trees

2036 PENANG SANGAM PRIMARY SCHOOL

Year: 1
Healthy Living
Worksheet 7

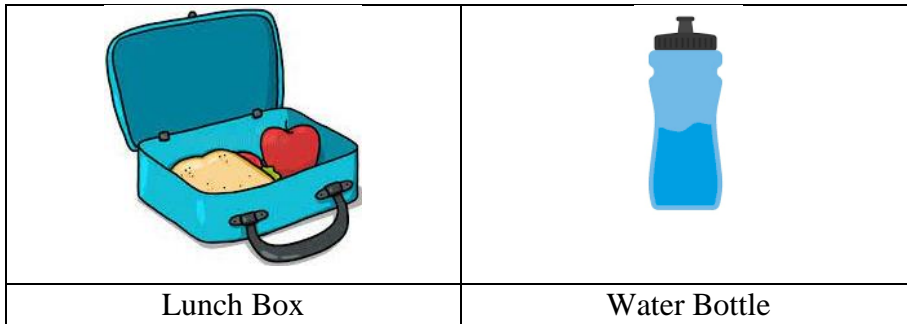
Strand	Healthy Living
Sub-Strand	Perceptual motor development
Content Learning Outcome	Children should be able to state the importance of having clean lunch box and water bottle.

Lesson Notes

Theme: Picnic

Topic: Clean Lunch Box and Water Bottle


1. We use lunch box to store food.
2. We use water bottle to store water.
3. We should take out our lunch box and water bottle from our bag as soon as we reach home from school.
4. We should wash our lunch box and water bottle every day.
5. We should dry our lunch box and water bottle well after washing.
6. We should have clean lunch box and water bottle.
7. Using dirty lunch box and water bottle will make us sick.



Activity(a): Write **Yes** or **No**







1. We store food in water bottle. _____
2. Wash water bottle on Friday only. _____
3. Wash lunch box every morning before school. _____
4. Wash lunch box and water bottle every day. _____
5. Keep lunch box and water bottle clean. _____

Activity(b): Draw and colour



Strand	Reading and Writing
Sub- strand	1. Reading 2. Writing
Content Learning Outcome	1. To be able to read simple words and sentences. 2. To be able to shape letter क । 3. To be able to write simple words and sentences.

Lesson Notes- अक्षर क से कुछ शब्द ।

					
कलम	कपड़े	केला	कबूतर	कुत्ता	केक







कार्य एक- अक्षर क को देख कर लिखिए । (Copy and Write)

क ----- ----- ----- ----- ----- ----- ----- ----- ----- ----- -----

क ----- ----- ----- ----- ----- ----- ----- ----- ----- ----- -----

क ----- ----- ----- ----- ----- ----- ----- ----- ----- ----- -----






कार्य दो- ऊपर दिए गए चित्रों को देख कर चित्र बनाइए ।

					
कलम	कपड़े	केला	कबूतर	कुत्ता	केक

कार्य तीन- दिए गए शब्दों को देख कर लिखिए । (Copy and Write these words and learn the spellings)

कलम	कपड़े	केला	कबूतर	कुत्ता	केक
-----	-----	-----	-----	-----	-----
-----	-----	-----	-----	-----	-----
-----	-----	-----	-----	-----	-----

कार्य चार - दिए गए चित्रों के लिए एक वाक्य लिखिए । (Write a sentence for each picture)

	यह एक कलम है ।
	_____ ।
	_____ ।
	_____ ।
	_____ ।

Worksheet 5 Strand	Myself and Others
Sub-Strand	Relationships and Emotions
Content Learning Outcome	Children should be able to identify basic items taken for a picnic.







Lesson Notes

Theme: Picnic


TOPIC: Things taken for Picnic

1. We go for picnic for fun.
2. We swim and play at the beach.
3. We take many things for a picnic.

- Some of the things we take for a picnic are:

		
Food	Water and juice	Clothes
		
Mat	Plates and cups	Toys

Activity: Circle **4 things** we take for a picnic.



2036 Penang Sangam Primary School
 Year 1
 Vosa Vaka Viti
 Worksheet 7

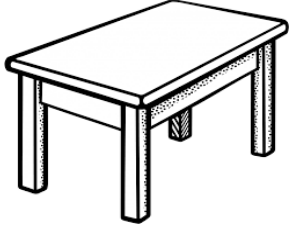


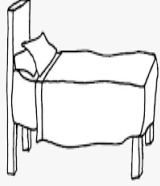
Strand: Na Veika Vakaviti

Sub Strand: Na Rorogo

CLO: Ni na oti na nodra cakacaka era sa na kila na cavuqaqataka na veirorogo “Dd”.

Me ra cavuqaqataka na rorogo Dd e ra ka me ra qai cakava na cakacaka e lavaki.

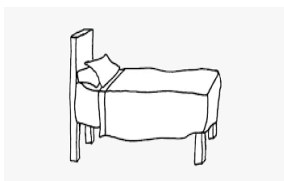
da	de	di	do	du
----	----	----	----	----

 desi	 daliga	 dovu	 davodavo
--	--	---	--

Veisataka na iyaloalo kina yacadra.



desi



dovu



davodavo





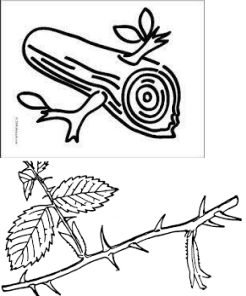
Strand	Living things and the environment.
Sub-Strand	Observation, exploration and investigation
Content Learning Outcome	Children should be able to identify, draw and colour some non-living things in a beach ecosystem.

Lesson Notes

Theme: Picnic

Topic: Beach Ecosystem – Non-Living Things

- Some non-living things we see at the beach are shells, broken corals, stones, leaves, twigs, coconuts,

<p>Sea Shells</p> 				
Shells	Broken corals	Stones	Fallen leaves	Logs and twigs

Activity: Draw and colour three non-living things you can find on the beach.

