

UCIWAI SANGAM SCHOOLYEAR 1WEEKLY HOME STUDY PACKAGE: 5

NAME: \_\_\_\_\_

LITERACY

<b>Strand</b>	Shared reading
<b>Sub-Strand</b>	Phonics (seven parts)
<b>Content Learning Outcomes</b>	Students will be able to recognize the sounds and blend them to say the whole word.

1. **Rainbow Letters**: Write each of the letters five times with different colours.

Oo

orange



Oo

Circle the pictures with the beginning sound given.

O



2. **Read** these words and write below it.

on

top

got

sock

\_\_\_\_\_

\_\_\_\_\_

\_\_\_\_\_

\_\_\_\_\_

3. **Spell** and write the words given.

dog \_\_\_\_\_

pots \_\_\_\_\_

4. **Reading Sentences**:

Dan likes pets.

Dan gets a dog.

Dan is kind to the dog.

The dog sits.

The hens peck.

The cats rest.  
The pigs dig.  
Dan has cats, hens, pigs and a dog.  
The dog like Dan.

5. Song and Action:

Action: Pretend to be putting a hat on and taking it off and say o

The sun comes out my hat goes on

ooo      ooo

The sun goes down my hat comes off

ooo

(Tune: The wheels on the bus...)

6. Shared Reading

Pop and his pot

New words:

hop   Pop   top   hot   pot   spot

Story:



This is Pop.

Pop has a pot.



The pot is not hot.

Pop put the pot on the hot top.

Do not hop with the hot pot, Pop.

Pop, do not hop.

Pop got a spot on the rug.



Get the mop, Pop.



7. **Writing:** a. **Complete the sentences with these words.**

**pot      hot      spot      rug**

The \_\_\_\_\_ is \_\_\_\_\_ .

Pop got a \_\_\_\_\_ on the \_\_\_\_\_.

**b. Comprehension:**

1. What did Pop have?

\_\_\_\_\_

2. Where did Pop put the pot?

\_\_\_\_\_

3. What was Pop not allowed to do?

\_\_\_\_\_

4. What happened to the rug?

\_\_\_\_\_

5. What did Pop clean the rug with?

\_\_\_\_\_

**c. Rhyming words:**

Write words ending with **ot**

**ot** \_\_\_\_\_

**op** \_\_\_\_\_

UCIWAI SANGAM SCHOOL

YEAR 1

WEEKLY HOME STUDY PACKAGE:5


NAME: \_\_\_\_\_

NUMERACY

<b>Strand</b>	Numbers
<b>Sub- Strand</b>	Whole numbers (Descending numbers up to 20)
<b>Content Learning Outcomes</b>	Students should be able to put numbers in descending order.

Notes

These balls have been arranged from biggest to smallest.



These numbers have been arranged from biggest to smallest.

8	7	6	5	4
---	---	---	---	---

18	17	16	15	14
----	----	----	----	----

Activity

1. Arrange the numbers from the set from biggest to smallest.

a. 

2	3
---	---





      b. 

4	8	10
---	---	----

c. 

8	3	5	7
---	---	---	---

d. 

1	10	3	8	9
---	----	---	---	---

2. Arrange the numbers from the set from biggest to smallest.

a. 

12	13
----	----





      b. 

14	18	10
----	----	----


c. 

18	13	15	17
----	----	----	----


d. 

11	10	13	18	19
----	----	----	----	----


3. Draw more pictures to complete the set from the biggest to the smallest.



4.



5.



UCIWAI SANGAM SCHOOL

YEAR 1

WEEKLY HOME STUDY PACKAGE: 5

NAME: \_\_\_\_\_

SOCIAL STUDIES

<b>Strand</b>	Myself and others
<b>Sub-Strand</b>	My School and I
<b>Content Learning Outcomes</b>	Students should be able to know and describe their school environment.

Notes:

My School and I



I want to go to school everyday.

The name of my school is Uciwai Sangam School.



I am in Year one.

I like going to school.

Activity: A. Sentence completion.

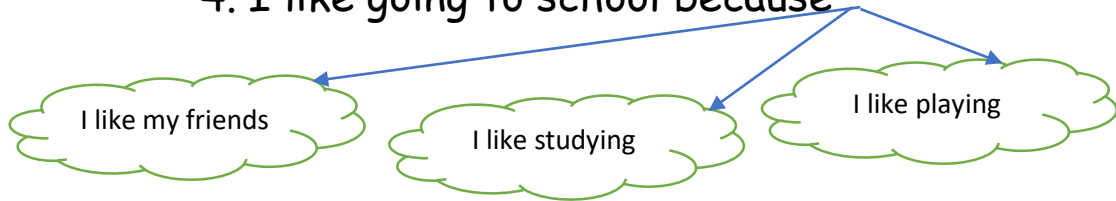
1. My school's name is \_\_\_\_\_.

2. I am in Year \_\_\_\_\_.

3. My teacher's name is \_\_\_\_\_.




Colour the best answer.

4. I like going to school because



B. What things can you see in your classroom?

(Place a tick ✓)

Things	✓
chair 	
tools 	
shelves 	
flowers 	
car 	
rubbish bin 	

UCIWAI SANGAM SCHOOL  
WEEKLY HOME STUDY PACKAGE 5

YACAMU: \_\_\_\_\_

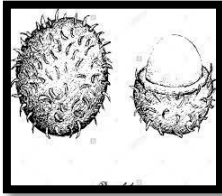
SUBJECT : VOSA VAKAVITI

KALASI : 1

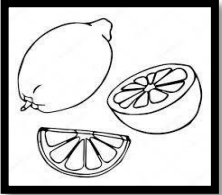
STRAND : 1 Wilivola

SUB STRAND : 1.1 Wilivola kei na volavola

NA VUANIKAU NI VITI: Vola mai na yaca ni vuanikau koto era.



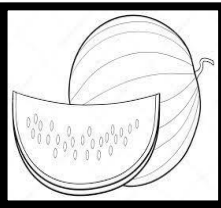
Meleni




Jaina



Dawa



Moli



Kavika



Vakamurimuria na mata ni vola ka VOLA ena vanua lala koto qori

1. Jaina					
2. Dawa					
3. Ivi					
4. Uto					
5. Uvi					

## **WILIKA NA ITALANDIA**

<p><b>KO VITI</b></p> <p><b>NA YATU YANUYANU</b></p> <p><b>SA LEVU KINA NA KA</b></p> <p><b>SA YAGA KI VEI KEDA</b></p> <p><b>MOLI JAINA</b></p> <p><b>UVI UTO DALO</b></p> <p><b>KUMALA TAVIOKA</b></p> <p><b>IVI KEI NA NIU</b></p>
---

UCIWAI SANGAM SCHOOLYEAR 1WEEKLY HOME STUDY PACKAGE: 5

NAME: \_\_\_\_\_

ELEMENTARY SCIENCE

<b>Strand</b>	Matter
<b>Sub-Strand</b>	Music
<b>Content Learning Outcomes</b>	Students should be able to: <ul style="list-style-type: none"> <li>• Know that vibration produces sound.</li> <li>• Make different sounds with resources around them</li> <li>• Identify pleasant and unpleasant sound.</li> </ul>

Notes:What is Sound?

- Sound is something that can be heard.
- We hear with our ears.
- When something vibrates it makes a sound.
- We are surrounded by sounds in our everyday lives.
- Sound can be pleasant or unpleasant.
- Pleasant sounds are good to our ears which we like to hear.
- They make us feel good, happy and joyful, like music.
- Unpleasant sounds are those which we don't like to hear at most times.
- They make us feel angry, frustrated and sick, like noise.

Examples of sound

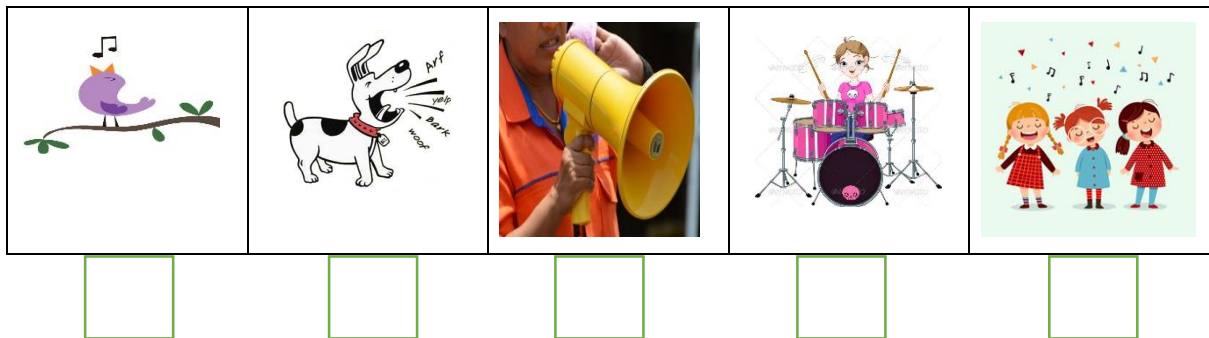
Bird singing	children clapping	dogs barking
Pigs squilling	leaves rustling	waves breaking
Bell ringing	water running	rain falling

## Activity:

A. Fill in the blanks with the correct answer.

1. We use our \_\_\_\_\_ to hear(eyes/ears).
2. Sounds we enjoy are called \_\_\_\_\_(noise/music).

- B. ☒ Tick the picture that shows sounds you enjoy.  
☐ Cross the picture that shows sounds that you don't enjoy.



C. Match the sound with the objects.

Rain falling



Water running




Duck quacking



Bell ringing



Rooster crowing



Flute playing



UCIWAI SANGAM SCHOOL

YEAR 1

WEEKLY HOME STUDY PACKAGE: 5

NAME: \_\_\_\_\_

HEALTHY LIVING

<b>Strand</b>	Personal Care
<b>Sub-Strand</b>	Wearing suitable clothes
<b>Content Learning Outcomes</b>	Students should be able to decide what clothes to wear for different weather.

Activity:

A. What will I wear? Help Venina choose what to wear on different weather.

Tick ✓ which clothes are suitable.



Rainy day



shutterstock - 283211510

☐

☐

☐


Sunny day


☐

☐

☐



Windy day


☐

☐

☐

B. Draw yourself wearing a clean uniform to school.



C. Write three things that could happen if you wear dirty clothes.

1. \_\_\_\_\_

2. \_\_\_\_\_

3. \_\_\_\_\_

UCIWAI SANGAM SCHOOL

YEAR 1

WEEKLY HOMESTUDY PACKAGE 5 NAME: \_\_\_\_\_

HINDI

Notes:

इ ई उ ङ ७



इमली ईख कुरता उपला डोली

Activity:

1. Rainbow letters: Write five times using five different colours.

इ  
ई  
उ  
ङ  
७

2. Matra: सभी अक्षरों में दिए गए मात्रा लगाओ

ी ड प ल ट ख  
ि प द क म ङ

3. Word Building:

इ + म + ली = \_\_\_\_\_

ई + ख = \_\_\_\_\_

कु + र + ता = \_\_\_\_\_

उ + प + ला = \_\_\_\_\_

डो + ली = \_\_\_\_\_

4. Rhyme:

मेरी मोटर

छोटी सी मोटर के अन्दर

आ बैठे ये भालू बन्दर



कहते मोटर तेज चलाओ

हम को ठंडी हवा खिलाओ

5. Matching:

दिए गए शब्दों में से इन के नाम लिखो ।

जामुन

खीरा

गुलाब

डाकिया

