

STRAND	Reading and writing
SUB-STRAND	Reading
LEARNING OUTCOMES	Fluently read simple sentence and shape letters correctly.

LESSON NOTES

Sam was playing with a sharp knife.

He **cut** his hand.

He was in a **lot** of pain.

Mum told Sam **not** to play with sharp things.

New words

Cut

play

Sharp

Pain

not

ACTIVITY 1 **Phonics**

u

1. cut
2. h_t
3. b_t
4. sh_t
5. g_t
6. n_t
7. r_b
8. b_d
9. h_g
10. dr_g

ot

1. lot
2. h__
3. g__
4. p__
5. n__
6. r__
7. d__

ai

1. Pain
2. m__n
3. br__n
4. r__n
5. gr__n
6. tr__n
7. t__l
8. m__l

ar

1. Sharp
2. f__
3. d__k
4. b__
5. sh__k
6. c__
7. b__k
8. p__k

1077 RAVIRAVI SANGAM SCHOOL

Weekly Home Study Package

YEAR/LEVEL: 1

FALD: LEARNING TO KNOW (MATHS)

STRAND	Early Mathematics
SUB-STRAND	Number
LEARNING OUTCOMES	Addition and subtraction facts of numbers up to 20

LESSON NOTES:

Addition and subtraction are opposites

Example

$$3 + 5 = 8 \quad 5 + 6 = 11$$

$$8 - 5 = 3 \quad 11 - 6 = 5$$

ACTIVITY

Addition facts of 10

$$1 + \square = 10$$

$$2 + \square = 10$$

$$3 + \square = 10$$

$$4 + \square = 10$$

$$5 + \square = 10$$

$$6 + \square = 10$$

$$7 + \square = 10$$

$$8 + \square = 10$$

$$9 + \square = 10$$

$$10 + \square = 10$$

Subtraction facts of 10

$$10 - 1 = \square$$

$$10 - 2 = \square$$

$$10 - 3 = \square$$

$$10 - 4 = \square$$

$$10 - 5 = \square$$

$$10 - 6 = \square$$

$$10 - 7 = \square$$

$$10 - 8 = \square$$

$$10 - 9 = \square$$

$$10 - 10 = \square$$

Note

Try doing with numbers 11, 12, 13 and 14 like number 10.

1077 RAVIRAVI SANGAM SCHOOL

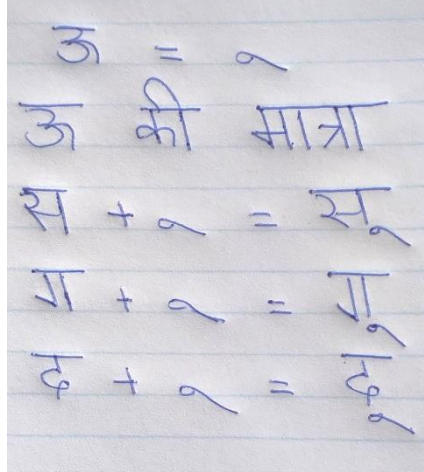
Weekly Home Study Package

YEAR/LEVEL: 1

SUBJECT: HINDI

STRAND	Reading and Writing
SUB-STRAND	Reading/Writing
LEARNING STANDARDS	Read fluently and use a variety of implements to shape letters and words.







LESSON NOTES



ACTIVITY 1

शब्द पूरा करो

ऊ () की मात्रा
चित्र को पहचान कर शब्द पूरा करो

	___ ल
	___ ता
	तरा ___
	ख ___ र
	___ हा
	___ ला

ACTIVITY 2

अभ्यास ७
सही अक्षर पर गोला लगाओ

 इ (अ) ए	 औ इ ओ	 ए उ अ	 अं ओ ए
 अं औ इ	 ए आ ई	 अ: ओ ऐ	 ऊ ओ इ
 ई उ इ	 अं ओ ऊ	 औ ऋ आ	 ई उ ऊ

1077 RAVIRAVI SANGAM SCHOOL

Weekly Home Study Package

YEAR/LEVEL: 1

FALD: LEARNING TO KNOW SCIENCE

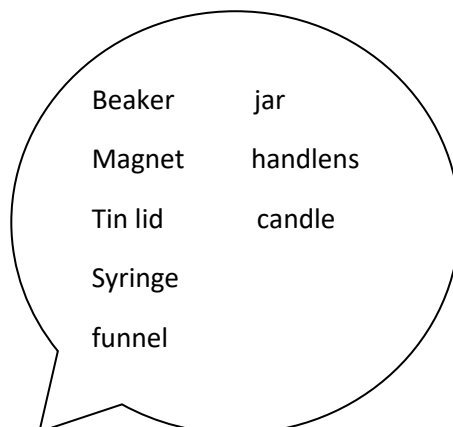


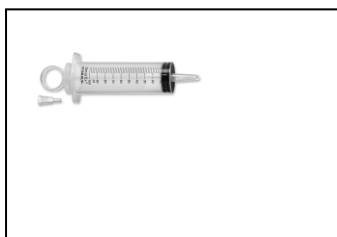
STRAND	Inquiry and investigation
SUB-STRAND	Observation exploration and investigation
LEARNING OUTCOMES	Safety while handling science equipments
FALD THEME	Safety

LESSON NOTES:

1. Follow the instructions of your teacher.
2. Handle everything with care.

Activity

Label the science equipments



1077 RAVIRAVI SANGAM SCHOOL

Weekly Home Study Package

YEAR/LEVEL: 1

FALD: LIVING AND LEARNING TOGETHER

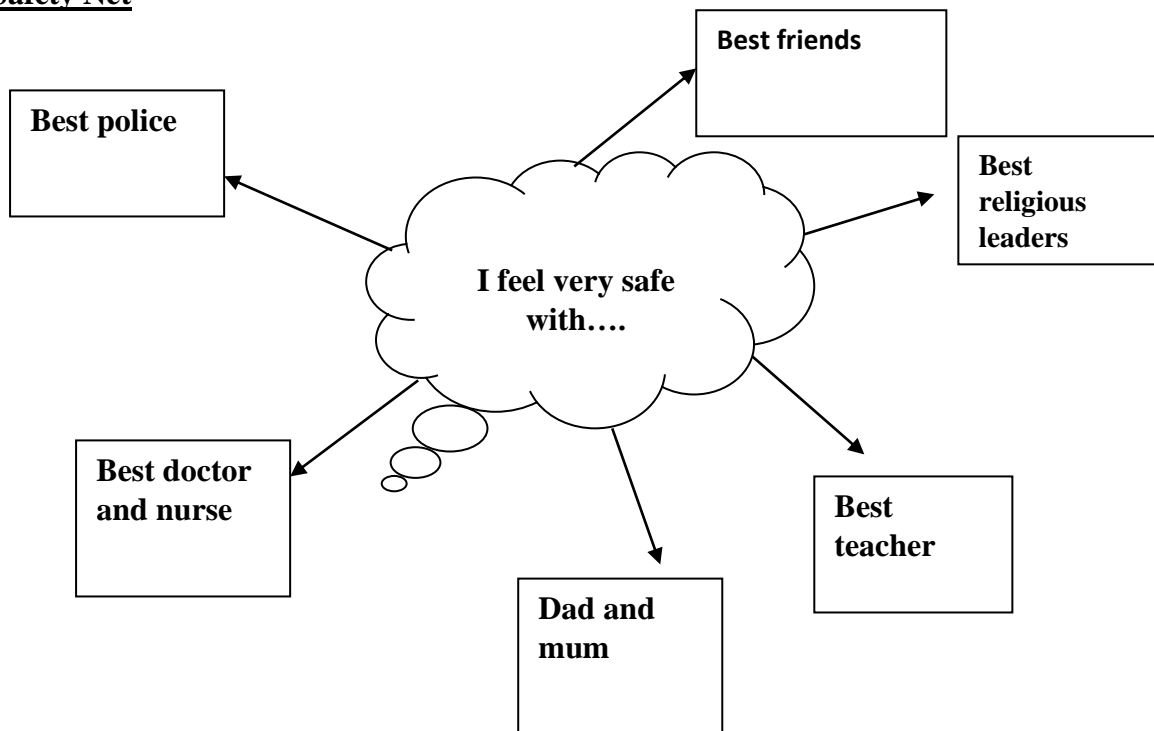
STRAND	Myself and others
SUB-STRAND	Sense of self
LEARNING OUTCOMES	To identify and recognize trusted people in our community
FALD THEME	Safety

LESSON NOTES

1. Speak out if you feel unsafe.
2. Tell mum and dad about strangers.
3. My body belongs to me.

Personal safety: means our keeping feeling and body safe

Safety Net



Fill in the blanks

1. Keep your feelings and body s_____.
2. I feel very safe with my m_____.
3. I must know about good and bad t_____.

mother
touches
safe

1077 RAVIRAVI SANGAM SCHOOL

Weekly Home Study Package

YEAR/LEVEL: 1

FALD: Physical Development Health And Wellbeing

STRAND	Healthy Living
SUB-STRAND	Safety
LEARNING OUTCOMES	Recognize that safety depends on the environment and the behavior of others and themselves
FALD	Safety


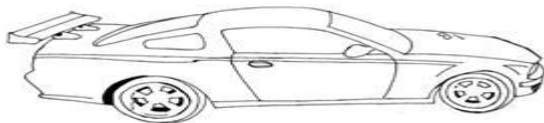

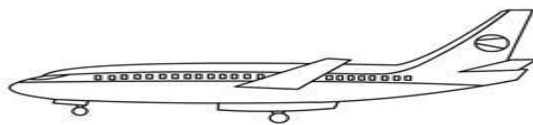
LESSON NOTES: Safety while travelling in a land transport

It is not good to ...

1. Put your hands/head out of the window.
2. Walk in a moving bus.
3. Throw rubbish out of the window.
4. Play with the bells.

ACTIVITY: Read the sentences and colour the pictures

Read the sentences and color the pictures.



1. Color the ship red.
2. Color the train blue.
3. Color the truck green.
4. Color the bicycle orange.
5. Color the car pink.
6. Color the airplane yellow.