


**LOVU SANGAM SCHOOL**  
**YEAR 1 – Week 6 ANSWERSHET**  
**LEARNING TO KNOW - MATHS**

Strand	Learning To Know - Maths
Sub strand	Partitioning Numbers – Place Value
Content learning outcome	Children use skills of enquiry, problem solving and logical reasoning to enhance their learning and understanding.


**Lesson Notes**

**Revision:**

1. One cube = 1 Ones 

2. One Tens stick = 1 Tens 

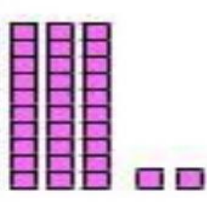
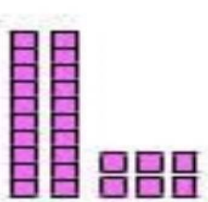

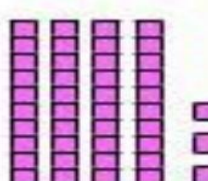
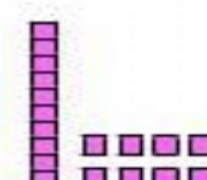

**Example:**



How many tens ?    1 tens  
 How many ones ?    2 ones

} = 12

**Activity 1: Count and write the correct answers for the given tens and ones blocks.**

 <div style="border: 1px solid black; border-radius: 15px; padding: 5px; display: inline-block; margin: 10px;">32</div>	 <div style="border: 1px solid black; width: 100px; height: 60px; margin: 10px;"></div>
 <div style="border: 1px solid black; width: 100px; height: 60px; margin: 10px;"></div>	 <div style="border: 1px solid black; width: 100px; height: 60px; margin: 10px;"></div>
 <div style="border: 1px solid black; width: 100px; height: 60px; margin: 10px;"></div>	 <div style="border: 1px solid black; width: 100px; height: 60px; margin: 10px;"></div>



One is done for you.

13

15

12

11

14

16

Strand	Foods
Sub strand	A Birthday Party
Content learning outcome	Children develop understanding of their own cultures and become aware of other cultural celebrations

**Lesson Notes:**

**Birthday Party and Foods**



**Activities:**

1. Telling stories on birthday parties.
2. Share the story on one of your birthdays.
3. Discuss the significance of birthdays.
4. **Draw and colour some of the foods prepared at a birthday party.**





**LOVU SANGAM SCHOOL**

**YEAR: ONE SUBJECT: PHYSICAL DEVELOPMENT HEALTH AND WELLBEING**

<b>Strand</b>	Healthy Living
<b>Sub Strand</b>	Personal and Community Health
<b>Content Learning Outcome</b>	Children become aware of health seeking practices and behaviours and practice these wherever they can.

**Achievement Indicator:**

Recognizes that positive health choices can promote well-being.

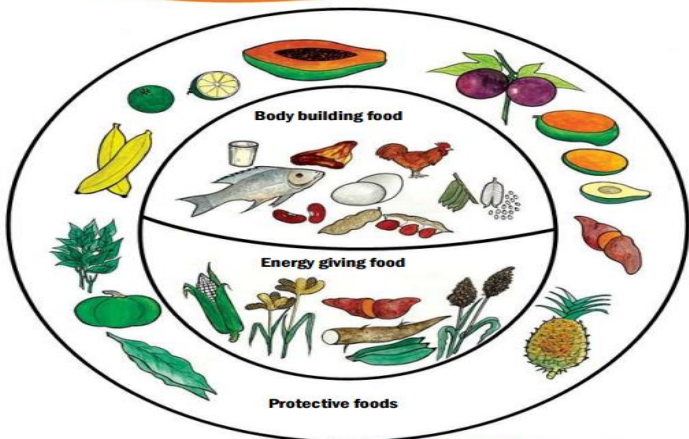
**Learning and Teaching Focus: Diet – 3 Food Groups**

**Teaching Strategies:** Oral questioning and Brainstorming on 3 different types of food groups.



Healthy Foods			Unhealthy Foods		

**A good mixed meal**



**“A meal should have food from every group”**



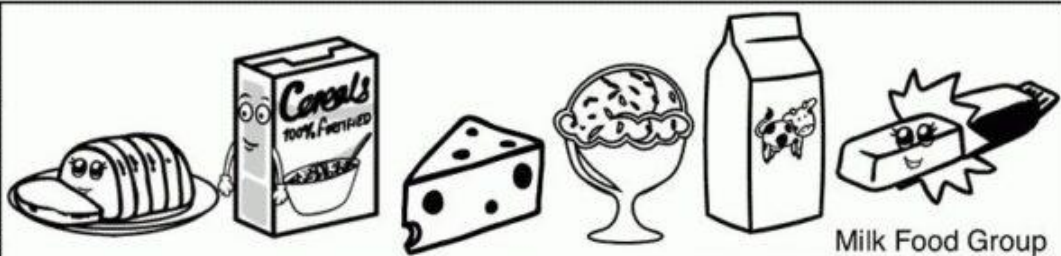
**Activity:**

# Organize the Food Group Worksheet


Circle the pictures that belong in the food group.

Oops. Some food don't belong in My Plate. Cross those out!


Color the picture!



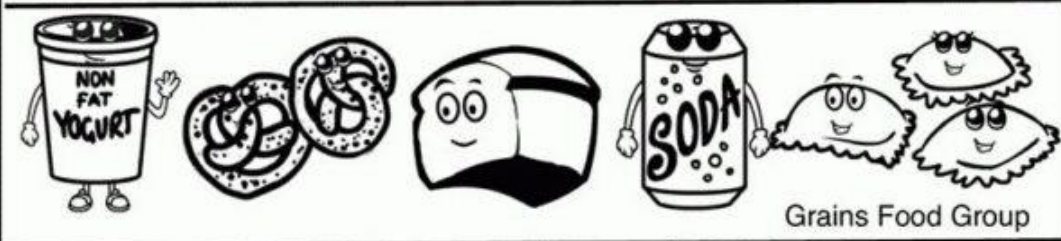
Milk Food Group



Fruit Food Group



Vegetable Food Group



Grains Food Group

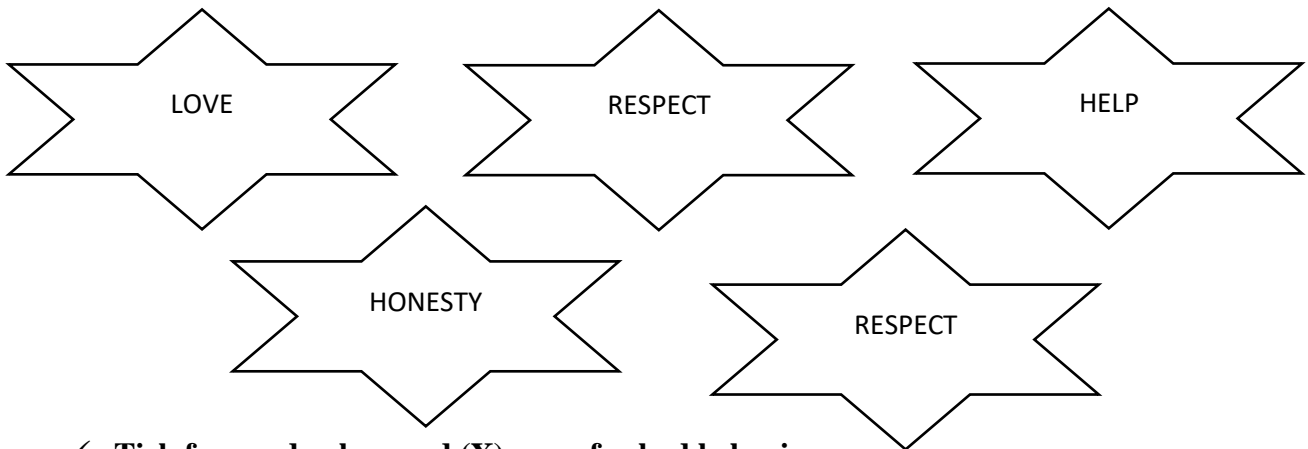


Meat & Beans Food Group

Theme	Manners
Strand	Spiritual and Moral Development
Sub strand	Spiritual Awareness
Content learning outcome	Children show a sense of wonder and awareness about the difference between good and bad.

**Pick the good values and fill the stars**

Fight	Love	Care	Hate
Respect	Honesty	Rude	Help



**✓ Tick for good values and (X) cross for bad behavior**

+	✓	+

✓	✓	✓
---	---	---



Strand	Performing Arts
Sub strand	Music
Content learning outcome	Children develop skills of observation and expression to describe and interpret, appreciate, enjoy create and reflect on their abilities.

Circle the correct sound next to each picture

**Pleasant sounds . 😊**

**Unpleasant sounds . 😞**

**noises**

Put a tick beside pleasant sounds and cross beside unpleasant sounds.

 <input type="checkbox"/>	 <input checked="" type="checkbox"/>	 <input type="checkbox"/>
 <input type="checkbox"/>	 <input type="checkbox"/>	 <input checked="" type="checkbox"/>
 <input checked="" type="checkbox"/>	 <input checked="" type="checkbox"/>	 <input checked="" type="checkbox"/>

**LOVU SANGAM SCHOOL**  
**YEAR 1 WEEK 6 ANSWER SHEET**  
**LANGUAGE AND LITERACY 2 - HINDI**

Strand	Language and Literacy 2 - Hindi
Sub strand	लिंग
Content learning outcome	Children recognize that prints convey meanings and begin to use writing materials with purpose.

Lesson Notes



देखो, जोड़ो, पढो और दिए गए अभ्यस को पूरा करो ।



लड़का



लड़की



मुरगा




मुरगी




नाना



नानी



हिरन



हिरनी



मोर



मोरनी

मेल करो

शेर औरत  
दादा बेटी  
आदमी शेरनी  
बेटा दादी

चिड़िया चुहिया  
सिंह बुढ़िया  
चूहा चिड़ा  
बूढ़ा सिंहनी

नीचे दिए शब्दों को चुनकर सही शब्द लिखो

बैल	सहेली	चिड़ा	महारानी	भाभी
चुहिया	कुत्ता	पोती	सिंह	धोबी

स्त्रीलिंग

महारानी

भाभी

चुहिया

पोती

धोबी

सहेली

पुल्लिंग

चिड़ा

कुत्ता

सिंह

बैल

\_\_\_\_\_