

2034 NANUKU SANGAM SCHOOL
SOLUTIONS
WORKSHEET 4 -2021

Subject: Language, Literacy and Communication (English) Year: 1 Name: _____

Strand	Reading and Writing
Sub Strand	Reading and Writing
Content Learning Outcome	<ul style="list-style-type: none">• Read simple compositions.• Understand the given activities and write the answers.

New Words

Fish rainbow swimming share scale

Text

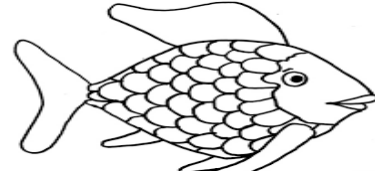
Rainbow Fish

Rainbow fish,

Rainbow fish.

Swimming in the sea.

Will you share a scale with me?



Activity 1

Fill in the blanks with the given words.

sea	with	fish	Will	Rainbow
-----	------	------	------	---------

1. Rainbow fish.
2. Rainbow fish.
3. Swimming in the sea.
4. Will you share a scale with me?

Activity 2

Rewrite and learn the given words.

1. Fish fish fish fish
2. Rainbow rainbow rainbow rainbow
3. Share share share share
4. Scale scale scale scale
5. Swimming swimming swimming swimming

**2034 NANUKU SANGAM SCHOOL
SOLUTIONS
WORKSHEET 4 -2021**

Subject: Learning to Know (Maths)

Year: 1

Name: _____

Strand	Early Mathematics
Sub Strand	Numbers
Content Learning Outcome	Write and recognize number 13 in numeral form and words. Draw and colour 13 objects.

Lesson Notes

- These are **13** (thirteen) balls.



- We write 13 in words as **thirteen**.

New words

Number Thirteen

Activity 1

Make a total of 13 in each set.

1.		13
2.		13
3.		13

Activity 2

Fill in the missing letters.

Thirteen

Thirteen

Thirteen

Thirteen

Thirteen

Thirteen

NANUKU SANGAM SCHOOL
LESSON NOTES
WORKSHEET 5- 2021

Subject: Veika Vaka-viti

Year: 1

Name: _____

STRAND	Vakarorogo kei na Cavuti ni vosa
Sub- Strand	Na Veivanua e vakayagataki kina na vosa
Content Learning outcome	Vakadikeva na I tukutuku e rogoci me saumi kina na taro kei na kena vakadewataki ena veigaunisala duidui ni vakau itukutuku.

VOSA VOVOU

Vulica na veivosa vovou oqo.

1. vaka-viti 2. cecere 3. yavu. 4. rairai. 5. Era 6. tara.

Cakacaka Lavaki -

vaka -viti tagane vatu



Vakacavara na i yatuvosa:

1. Oqo na vale **Vaka-viti**.

2. E yavu **vatu**.

3. Era tara na **tagane**.

**2034 NANUKU SANGAM SCHOOL
SOLUTIONS
WORKSHEET 4 -2021**

Subject: Living and Learning Together **Year: 1** **Name: _____**

Strand	Myself and Others
Sub Strand	Emotions
Content Learning Outcome	Children develop understanding of different types of emotions.

New Words

Happy **sad** **angry** **emotions**

Lesson Notes



happy



sad




angry

Activity 1

Match the pictures with the correct emotions.



angry



happy



sad

**2034 NANUKU SANGAM SCHOOL
SOLUTIONS
WORKSHEET 4 -2021**

Subject: Physical Development, Health and Well Being **Year:** 1 **Name:** _____

Strand	Healthy Living
Sub Strand	Perceptual motor development
Content Learning Outcome	To be able to state some water safety rules.

New Words

Water Safety Rules Swim Learn

Lesson Notes

We should remember these rules before going for a swim:

- Learn how to swim.
- Swim in the shallow water.
- Do not go for a swim alone.
- Wear waist tubes if you cannot swim.



Activity 1

Activity 2

<p>Colour the picture.</p>	<p>Write Yes or No</p> <ol style="list-style-type: none"> 1. Learn how to swim. Yes 2. Swim in deep water. No 3. Swim alone. No
----------------------------	---

**2034 NANUKU SANGAM SCHOOL
SOLUTIONS
WORKSHEET 4 -2021**

Subject: Learning to Know (E/S) Year: 1 Name: _____

Strand	Living Things and the Environment
Sub Strand	Structure and Life Process
Content Learning Outcome	<ul style="list-style-type: none">To be able to understand what is fishing and label the parts of a fish.

New Words

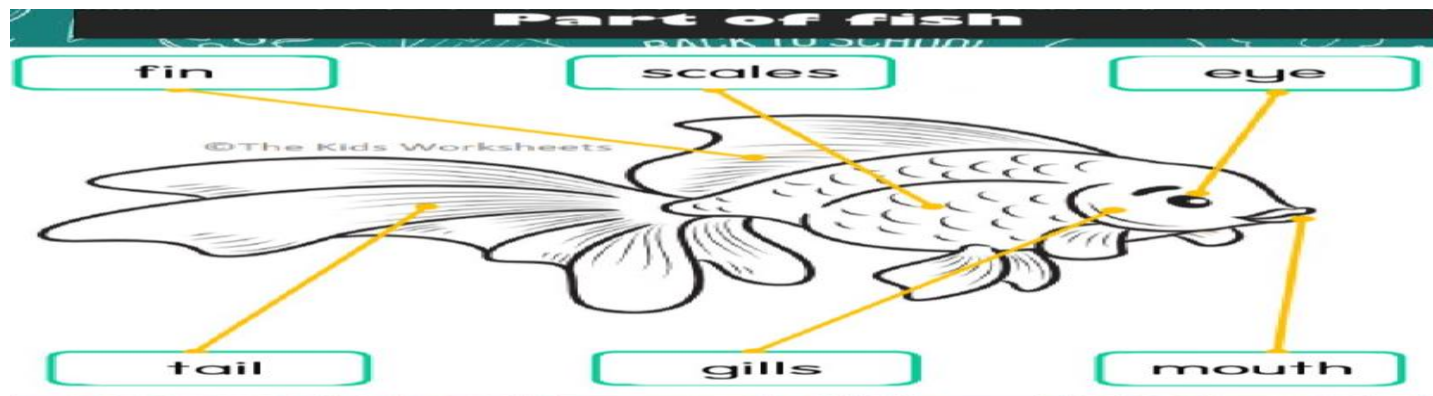
fishing fish water fin gills

Lesson Notes

- A fish lives in the water.
- Fish can be found in the river and sea.
- **Fishing** is when people go and catch fish.

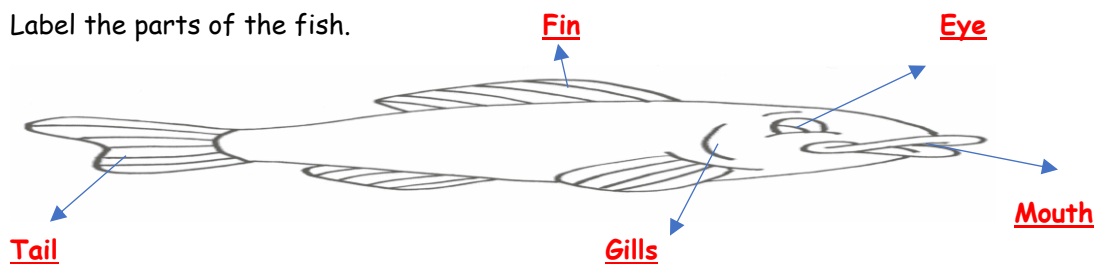
Parts of a fish.

Read and learn.



Activity 1

Label the parts of the fish.



Activity 2

Colour the picture of coral reef.



2034 NANUKU SANGAM SCHOOL
SOLUTIONS
WORKSHEET 4 -2021

Subject: Language, Literacy and communication (Hindi) Year: 1 Name: _____

Strand	Speaking, reading and writing
Sub Strand	Comprehension, phonics and word formation.
Content Learning Outcome	Read and understand the poem and identify the words starting with ज and correctly naming the pictures.






Lesson Notes

पढ़ो और सिखो ।

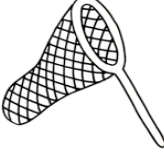

ज से एक जहाज उड़ा,
मैं भी उसे उड़ाऊँगा ।
पढ़ लिखकर जब बड़ा बनूँगा,
दूर गगन तक उड़ जाऊँगा ।

सिखो ।

ज - जाल जूता जग जहाज जल जानवर

				
जाल	जूता	जग	जल	जानवर

अभ्यास

जोड़ कर लिखिए । जा + ल = <u>जाल</u> जू + ता = <u>जूता</u> ज + ग = <u>जग</u> ज + ल = <u>जल</u> जा + न + व + र = <u>जानवर</u> ज + ब = <u>जब</u>	इन्हें पूरा करो ।  <u>जाल</u>  <u>जग</u>
---	--