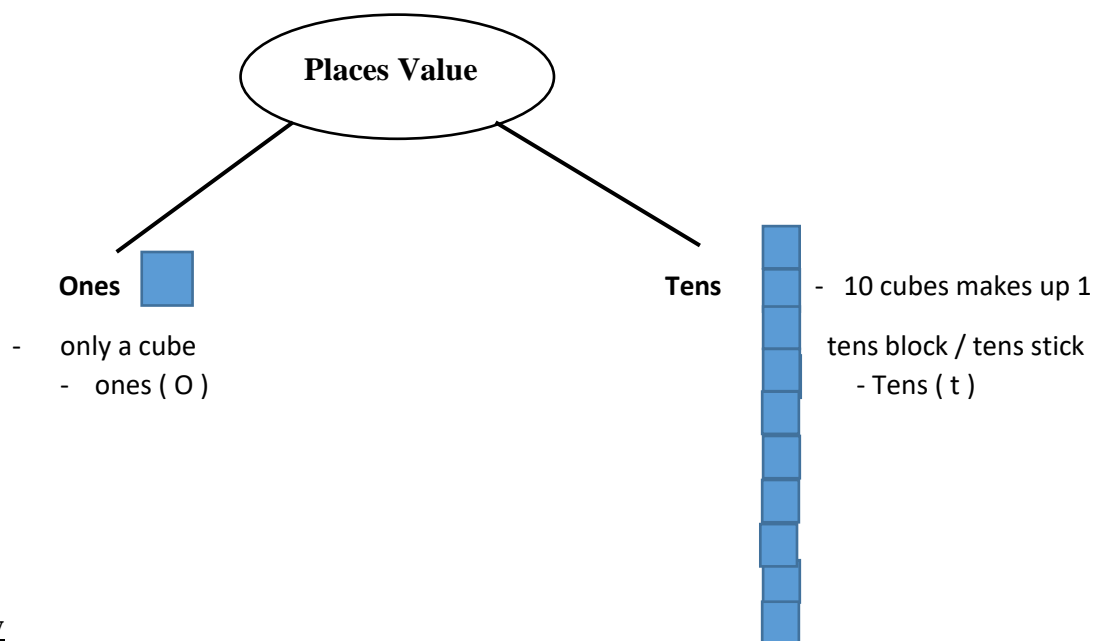


LOVU SANGAM SCHOOL
YEAR 1 – Week 5 Answersheet
LEARNING TO KNOW - MATHS

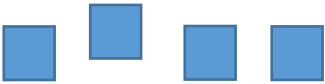

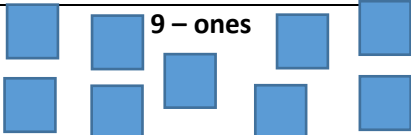



Strand	Learning To Know - Maths
Sub strand	Partitioning Numbers – Place Value
Content learning outcome	Children use skills of enquiry, problem solving and logical reasoning to enhance their learning and understanding.

Lesson Notes



Activity

Draw ones and tens blocks

<p>4 – ones</p> 	<p>5 - ones</p> 	<p>9 – ones</p> 
<p>2 - tens</p> 	<p>5 – tens</p> 	<p>4 – tens</p> 

LOVU SANGAM SCHOOL
YEAR 1 WEEK 5 ANSWERSHEET
LANGUAGE AND LITERACY 2 - HINDI

Strand	Language and Literacy 2 - Hindi
Sub strand	<u>मात्रा ज्ञान</u>
Content learning outcome	Children recognize that prints convey meanings and begin to use writing materials with purpose.







Lesson Notes

एकवचन और बहुवचन



अभ्यास

दिए गए चित्रों को देखो और दिए गए शब्द को चुनकर लिखो : (एकवचन / बहुवचन)

	<input type="text" value="बहुवचन"/>		<input type="text" value="एकवचन"/>
	<input type="text" value="बहुवचन"/>		<input type="text" value="बहुवचन"/>
	<input type="text" value="एकवचन"/>		<input type="text" value="एकवचन"/>

Strand	Culture and Diversity
Sub strand	Culture
Content learning outcome	Children develop understanding of their own cultures and become aware of other cultures and accept that people are different

Lesson Notes:

Funeral Ceremony



Indian Funeral



I – Taukei Funeral

Activities:

1. Telling stories on funeral ceremony.
2. Share cultural story on funeral ceremony.
3. Discuss the significance of funeral ceremony in our different culture.
4. **Cut and paste pictures on other cultures funeral ceremony.**

CHINESE FUNERAL CEREMONY



LOVU SANGAM SCHOOL

YEAR: ONE SUBJECT: PHYSICAL DEVELOPMENT HEALTH AND WELLBEING

ANSWERSHEET WEEK 5

Strand	Physical Development Health and Wellbeing
Sub Strand	Physical Growth and Development
Content Learning Outcome	Children participate in organized physical activities developing balance, coordination and body awareness.







Achievement Indicator:

Students show awareness and consideration of others during play situations and practice the fundamental movement skills of balance, sprint, run, vertical jump and catch. They describe the components of an active lifestyle and identify different ways to be active at home.

Learning and Teaching Focus:

Active lifestyle at home. Children to actively participate in gardening, raking, helping around, 30minutes family walk, sweeping, mopping and watering flowers.

Activities: Drawing and Colouring

<p>Gardening/Raking</p> 	<p>Helping around</p> 	<p>30 minutes Family Walk</p> 
<p>Watering Flowers</p> 	<p>Mopping</p> 	<p>Sweeping</p> 

SUBJECT: SPIRITUAL AND MORAL DEVELOPMENT - WEEK 5
ANSWERSHEET

Theme	HEALTHY FOODS
Strand	Spiritual and Moral Development
Sub strand	Spiritual Awareness
Content learning outcome	Children show a sense of wonder and awareness of different foods in different cultures.

Answer the questions from the poem below.

My Healthy Food Plate

Eat healthy food
To grow big and strong.
Healthy food –
You know you can't go wrong.
Healthy food –
You will feel so good.
Healthy food –
Eat like you should.

Circle the correct answer

1. It is good to eat _____ food.

healthy

B. unhealthy

2. Eat healthy food to grow _____ and strong.

A. small

big

3. Healthy food will make you feel _____.

A. bad

good

4. Draw and colour

An Indian Meal



An I –Taukei Meal



LOVU SANGAM SCHOOL

YEAR: ONE

**SUBJECT: LANGUAGE LITERACY AND COMMUNICATION –
VOSA VAKA-VITI**

ANSWERSHEET WEEK 5

Strand	Reading and Writing
Sub Strand	Reading
Content Learning Outcome	Children recognize that print conveys meaning and reading and thus begin to use writing materials with purpose.

Lesson Notes:

Na Rorogo

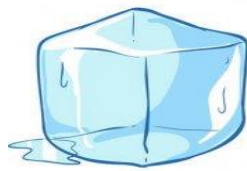
a	e	i	o	u
ba	be	bi	bo	bu
ca	ce	ci	co	cu
da	de	di	do	du
ga	ge	gi	go	gu
ja	je	ji	jo	ju
ka	ke	ki	ko	ku
la	le	li	lo	lu
ma	me	mi	mo	mu
na	ne	ni	no	nu
qa	qe	qi	qo	qu
ra	re	ri	ro	ru
sa	se	si	so	su
ta	te	ti	to	tu
va	ve	vi	vo	vu
wa	we	wi	wo	wu
ya	ye	yi	yo	yu
dra	dre	dri	dro	dru

Strand	Matter
Sub strand	Materials
Content learning outcome	Children select and talk about materials, how they feel solid, liquid and smell gas

What is Matter?

1. Everything around us is matter.
2. Matter is made up of tiny pieces of particles stuck together.
3. There are 3 states of matter; SOLID, LIQUID AND GAS.


STATES OF MATTER



Solid



Liquid











Gas

Activity

Study the diagrams given below.

choose and write the best answer in the given box beside each diagram.

1. 	<input type="text"/>	5. 	<input type="text" value="liquid"/>
2. 	<input type="text" value="liquid"/>	6. 	<input type="text" value="gas"/>
3. 	<input type="text" value="solid"/>	7. 	<input type="text"/>
4. 	<input type="text"/>	8. 	<input type="text" value="gas"/>

----- ✂ -----

solid	liquid	gas	solid
liquid	gas	solid	liquid