

NADI SANGAM SCHOOL

WEEKLY HOME STUDY

PACKAGE # 5

YEAR 2



2021

1076 NADI SANGAM SCHOOL

ENGLISH

Weekly Home Study Package # 5

YEAR: 2

A. Write a sentence chart

What sports do you like playing the best?

1. I like playing basket ball the best.(Teacher)
2. I like playing _____
3. _____
4. _____
5. _____
6. _____

B. Write the opposite words

Pick words from the box

1. old - _____
2. heavy - _____
3. long - _____
4. clean - _____
5. open - _____

dirty
shut
light
new
short

C. Student Profile

Create your own profile. Write a title for your profile in the first box.

Stick a picture of
Yourself

Name: _____

Age: _____

Birthday Month: _____

School: _____

Favourite Sport: _____

Drink: _____

Food: _____

Hobby: _____

Most Memorable Moment: _____

1076 NADI SANGAM SCHOOL

YEAR 2

GENERAL SUBJECTS

WEEKLY HOME STUDY PACKAGE #5

A. Animals and their Homes

Dog – Kennel	Cow – Shed	Fish – Water
Bee - Hive	Ant – Anthill	Lion - Den
Spider – Web	Mouse – Hole	Bear - Cave
Bird – Nest	Horse – Stable	Earthworm - Soil
Hen – Coop	Snail – Shell	Sheep - Pen
Pig – Pigsty	Frog – Pond	Bat - Cave

B. Our Cultural Activities

We live in a multicultural society. Some of the cultural activities practiced in our country are:



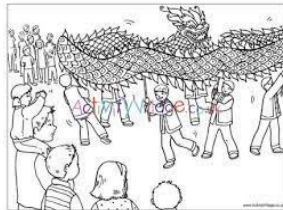
Fijian Meke



Fijian Yaqona Ceremony



Hindu Fire Walking Ceremony



Chinese Dragon Dance



Rotuman – Tautoga Dance



Sikh {Punjabi} – Bhangra Dance

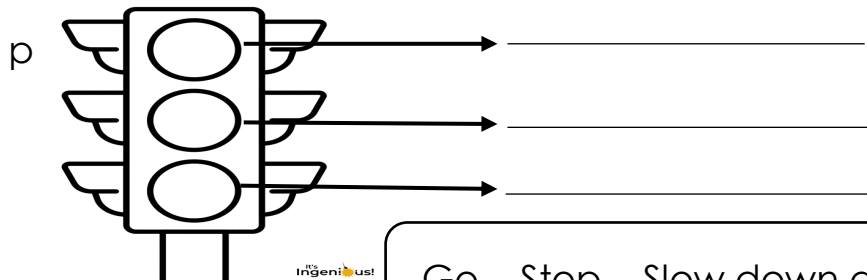
C. Road Safety

i) Find the words hidden in the word puzzle. Use the word list below:

seatbelt traffic cars look cross stop wait

s	e	a	t	b	e	l	t
t	r	c	r	o	s	s	a
o	a	w	a	i	t	n	s
p	t	v	f	l	w	k	r
w	r	y	f	h	o	l	t
f	a	m	i	q	j	o	x
j	s	n	c	a	r	s	k

ii) Fill in the colours and label



Go , Stop , Slow down and wait

1076 NADI SANGAM SCHOOL

YEAR 2

HINDI

WEEKLY HOME STUDY PACKAGE #5

अ] नए शब्द सीखो।

भागने मित्र आराम आँख जीत

आ] कहानी (कछुआ और खरगोश) में आये हुए शब्दों को उनके विलोम(Opposite) शब्द से मेल करो ।

- | | |
|------------|----------|
| १. मित्र • | • पीछे |
| २. तेज़ • | • दुश्मन |
| ३. आगे • | • धीरे |
| ४. दूर • | • ऊपर |
| ५. नीचे • | • हार |
| ६. जीत • | • पास |

इ] बहुवचन (plural) - ई (ी) की मात्रा से अंत होने वाले शब्दों में ई की मात्रा के जगहे पर, इ (ि) की मात्रा लगाओ और "याँ" भी जोड़ो।

जैसे : तितली - तितलियाँ लड़की - लडकियाँ

- | | |
|------------------|------------------|
| १. टोपी - _____ | ५. जलेबी - _____ |
| २. थाली - _____ | ६. रानी - _____ |
| ३. मछली - _____ | ७. ऊँगली - _____ |
| ४. टोकरी - _____ | ८. चाभी - _____ |

1076 NADI SANGAM SCHOOL
Weekly Home Study Package #5

School: Nadi Sangam School
Subject: Mathematics




Year: 2

Strand	Numbers
Sub Strand	Operations
Content Learning Outcome	To subtract one digit number with regrouping

Lesson Notes

Subtraction is crossing out or taking away. When we subtract a number from a bigger number, the left over is called the difference.

20 - 6 =

Tens	Ones
2 	0 
- One more left when given to the right 	6 We can't cross 6 so we get 1 ten and split it up into cubes. Then cross out 6 and we left with 4
1	4

1

Tens	Ones
1	0
-	2

2

Tens	Ones
1	0
-	5

3

Tens	Ones
2	0
-	7

4

Tens	Ones
1	0
-	6

5

Tens	Ones
3	0
-	3

6

Tens	Ones
2	0
-	2

7

Tens	Ones
1	0
-	1

8

Tens	Ones
4	0
-	9

9

Tens	Ones
3	0
-	4