

**1075 Lovu Sangam School**  
**Weekly Home Package -6**  
**Literacy**  
**Year 2**

<b>STRAND</b>	Reading & Writing
<b>SUB-STRAND</b>	Reading & Writing
<b>LEARNING OUTCOME</b>	Children recognize that print conveys meaning and begin to use writing materials with purpose

**Comprehension: Read the story**

**I Can Be Safe**

I use the zebra crossing to cross the road. I also walk on the right hand side of the road. My father takes me to the swimming pool on Saturdays. Swimming alone is unsafe. My mother uses matches to light the fire. Playing with matches is unsafe.

My brother and I travel by bus to school. Putting our hands and head out of the window is unsafe. I like gardening. Playing with garden tools is unsafe. I can be safe if I always follow the rules.

**Activity 1:** Circle the **new words** in the story

father      safe

brother      cross

zebra

**Activity 2:** Match the correct Spelling

1.	afther	• light
2.	ezbra	• matches
3.	ghtli	• safe
4.	atmches	• father
5.	asfe	• zebra

**ACTIVITY 3:** Fill in the blanks .The words are given below.

travel      road      follow  
unsafe      matches

1. I use the zebra crossing to cross the -----.
2. Swimming alone is -----.
3. Playing with ----- is unsafe.
4. My brother and I \_-----\_by bus to school.
5. I can be safe if I always \_----- the rules.-----

**Activity 4:** Color the **rhyming words**.

1.	road	tool	toad
2.	walk	talk	fork
3.	take	pool	tool
4.	our	out	sour
5.	all	out	about

Name: \_\_\_\_\_

**1075 Lovu Sangam School**  
**Weekly Home Package -6**  
**Numeracy**  
**Year 2**

<b>STRAND</b>	Numbers
<b>SUB-STRAND</b>	OPERATIONS
<b>LEARNING OUTCOME</b>	To recognize clues to which operations to use

**COMMUTATIVE PROPERTY**

7 + 4 = 11 when we change it to 4 + 7 the answer is also 11. That clearly show that if we change the number during addition the answer is still the same.

a)  $7 + 8 = 15$

b)  $5 + 6 = \underline{\quad}$

c)  $8 + 9 = \underline{\quad}$

d)  $8 + 7 = \underline{\quad}$

e)  $12 + 6 = \underline{\quad}$

$$\begin{array}{l} 8 + 7 = 15 \\ 6 + 5 = \underline{\quad} \\ 9 + 8 = \underline{\quad} \\ 7 + 8 = \underline{\quad} \\ 6 + 12 = \underline{\quad} \end{array}$$

**FACT FAMILY**

When a group of numbers are related we say that they are FACT Family.

Example:

23	26	29	29
+ 6	+ 3	- 3	- 6
29	29	26	23

**ACTIVITY****Write the sum or difference in the box.**

a.  $21 + 8 = \underline{\quad}$

$28 + 1 = \underline{\quad}$

$29 - 1 = \underline{\quad}$

$29 - 8 = \underline{\quad}$

c.  $22 + 7 = \underline{\quad}$

$27 + 2 = \underline{\quad}$

$29 - 2 = \underline{\quad}$

$29 - 7 = \underline{\quad}$

b.  $33 + 6 = \underline{\quad}$

$36 + 3 = \underline{\quad}$

$39 - 3 = \underline{\quad}$

$39 - 6 = \underline{\quad}$

d.  $34 + 5 = \underline{\quad}$

$35 + 4 = \underline{\quad}$

$39 - 4 = \underline{\quad}$

$39 - 6 = \underline{\quad}$

**ADDITIONAL DO-TALK RECORD ACTIVITY** (children can practice these fun activities at home)

Put **10-20** pegs on a **wire hanger**. Child count the total pegs, then write and stick the number on the clothes hanger. (e.g. 12). Child slides some pegs to each side of the hanger (e.g. 5 to one side and 7 to the other side). Child can use this to make two addition number stories.  $5 + 7 = 12$  and  $7 + 5 = 12$ . Slide the two groups together in the middle to make (12) again. Split again to make number stories. Record addition number stories. Practice with other numbers to

•



**1075 – LOVU SANGAM SCHOOL**

**YEAR 2**

**LIVING AND LEARNING TOGETHER**

**WORKSHEET 6**

STRAND	Culture and Diversity
SUB STRAND	Culture
CONTENT LEARNING OUTCOME	Cultural Activities



A rangoli is a common art created during Diwali. It is usually bright and colourful.



A tapa or masi is a traditional i-taukei wear. It is made from a masi tree. A tapa has beautiful designs and is worn on an important occasion only.

**Activity: Create your own rangoli and tapa design in the boxes below:**

**1075 – LOVU SANGAM SCHOOL**

**YEAR 2**


**LEARNING TO KNOW – SCIENCE**

**WORKSHEET 6**

STRAND	Matter
SUB STRAND	Investigating Matter
CONTENT LEARNING OUTCOME	Children select and talk about materials-solids

1. Papers are made for different purposes.
2. Some papers hold value. For example, money.
3. Papers can also be used for packing. For example, envelopes, paper bag.
4. It can also be used for cleaning. For example, tissue, toilet paper.

Here are some examples of papers



Activity: Use waste recycled papers like newspapers to make a creative paper chain (below)



Name: \_\_\_\_\_

**1075 Lovu Sangam School**


**Weekly Home Package -6**

**Vernacular**

**Year 2**

<b>STRAND</b>	Reading & Writing
<b>SUB-STRAND</b>	Reading & Writing
<b>LEARNING OUTCOME</b>	Children should be able to print correctly.

Trace on the Letter




Write **चम्मच** on the lines provided .

---

---

---

---




Write **छतरी** on the lines provided .

---

---

---

---



जहाज

write on the lines provided.

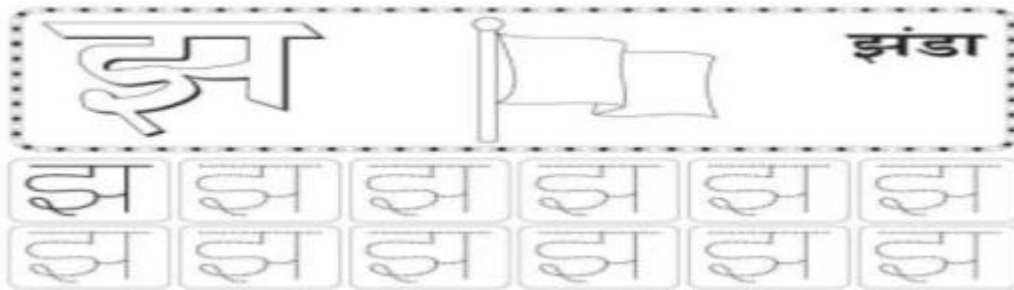
---



---



---



Write झंडा on the lines provided .

---



---



---

**1075 – LOVU SANGAM SCHOOL**

**YEAR 2**

**PHYSICAL DEVELOPMENT, HEALTH AND WELL BEING**

**WORKSHEET 6**

STRAND	Healthy Living
SUB STRAND	Safety
CONTENT LEARNING OUTCOME	Internet Safety

1. Internet can be good and can also be bad if not used correctly.
2. Internet gives us useful facts and news from around the world.
3. We can learn about other people and places on the internet.
4. Internet can also show us unwanted pictures, clips and activities that may be disturbing.
5. We must always ask our parents first before we use the internet.
6. We must also use internet under the supervision of our parents.

**Activity: Put a Tick in the box if you agree or Cross if you disagree.**

1. The internet gives us useful information. ☐
2. Ask mum and dad first before using the internet. ☐
3. Stay online if you see a disturbing video. ☐
4. Ask mum and dad before I download something. ☐
5. Talk to strangers online. ☐
6. Do not visit a chat room without asking from your parents. ☐
7. Give your name and address to everyone online. ☐
8. Send my pictures to strangers. ☐
9. If I don't feel okay about something I saw on the internet, I must tell my parents. ☐












**1075 – LOVU SANGAM SCHOOL**






**YEAR 2**

**I-TAUKEI**

**WORKSHEET 6**

**Na Vuanikau**

	<b>banana</b>	<b>jaina</b>	<b>kera</b>
	<b>malay apple</b>	<b>kavika</b>	<b>jaamun</b>
	<b>guava</b>	<b>quwawa</b>	<b>amrudh</b>
	<b>pineapple</b>	<b>painapiu</b>	<b>andras/ painap</b>
	<b>passion fruit</b>	<b>qaradila/ kuripa</b>	<b>garandila</b>
	<b>watermelon</b>	<b>meleni</b>	<b>tarbooj</b>
	<b>orange</b>	<b>moli</b>	<b>nabbu</b>
	<b>mango</b>	<b>maqo</b>	<b>aam</b>
	<b>apple</b>	<b>apolo</b>	<b>aapul</b>

	<b>pawpaw</b>	<b>weleti</b>	<b>papitaa</b>
	<b>coconut</b>	<b>bu</b>	<b>nariyal</b>
	<b>custard apple</b>	<b>apele</b>	<b>sitafal</b>
	<b>star fruit</b>	<b>wi ni idia</b>	<b>kamrak</b>
	<b>soursop</b>	<b>seremaia/ vea</b>	<b>salifa</b>