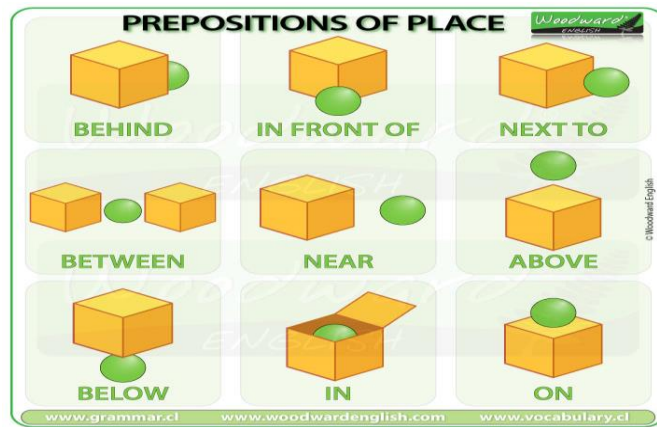


2036 PENANG SANGAM PRIMARY SCHOOL  
YEAR 2  
ENGLISH  
WORKSHEET 8

Strand	Reading & Writing
Sub-Strand	Writing
Content Learning Outcome	Read simple sentence and answer questions in a text.

**Lesson Notes: Prepositions**

A preposition is a word or group of words before a noun, pronoun, or noun to show direction, time, place, location or relationship. Below are some examples of prepositions.



Activity : Write down the prepositions on the line. Choose the word from the bracket (under, in ,between , on , behind)

1.



\_\_\_\_\_

2.




\_\_\_\_\_

3.



\_\_\_\_\_

4.



\_\_\_\_\_

5.



\_\_\_\_\_

2036 PENANG SANGAM PRIMARY SCHOOL

Year: 2

Mathematics

Worksheet 8

Strand	Early Mathematics
Sub Strand	Numbers
Content Learning Outcome	Children should be able to identify the relationship between number sentences and addition as commutative property.

Lesson Notes

Topic: Commutative Property

What is commutative property of addition?

Commutative Property  
of Addition

$$2+3 = 3+2$$

\*This property states you can  
add two numbers in any order!

- $2+3=5$  when we change to  $3+2$  the answer is also 5.
- This clearly shows that if we change the order of numbers the answer is still the same.
- This is called commutative property of addition.

Activity(a.): Complete the given equations.

a.	$7+8=15$		$8+7=15$
b.	$5+6=$ ____		$6+5=$ ____
c.	$8+9=$ ____		$9+8=$ ____
d.	$8+7=$ ____		$7+8=$ ____
e.	$12+6=$ ____		$6+12=$ ____
f.	$2+7=$ ____		$7+2=$ ____

Activity(b.): Rewrite these number sentences using the rule of commutative property.

c.	$7+1=8$		$1+7=8$
d.	$4+6= 10$		
c.	$8+4= 12$		
d.	$9+7= 16$		
e.	$15+4= 19$		

**2036 PENANG SANGAM PRIMARY SCHOOL**  
**YEAR: 2**  
**HEALTH AND WELLBEING - HEALTHY LIVING**  
**WORKSHEET 8**

**Theme: Safety**

Strand	Healthy Living
Sub Strand	Safety
Content Learning Outcome	Be able to relate safety measures while playing

**Lesson Notes**

**Topic: Safety While Playing**

1. Always play safe games.
2. Follow the rules of the game.
3. Take turns while playing.
4. Do not push anyone while playing.
5. Handle and play with playing equipment safely like swings, slides, see-saws.

**Activity 1:** Draw, colour and name some playing equipment.

**Activity 2:** Match what you **should do** and what you **shouldn't do** when playing with your friends.



push my friends while playing

play on wet grounds

play safe games

play in a clean open space

follow the rules of the game

play with dangerous objects



**2036 PENANG SANGAM PRIMARY SCHOOL**  
**YEAR: 2**  
**LANGUAGE LITERACY AND COMMUNICATION-HINDI**  
**WORKSHEET 8**

Strand	पढ़ो और लिखो
Sub Strand	1. पढ़ो                      2. लिखो
Content Learning Outcome	सरल शब्दों को पढ़ने, आकार देने और समझने में समझ होना ।


**Lesson Notes**

Topic: हिन्दी वर्णमाला

पढ़ो और याद करो

**अ आ इ ई उ ऊ ए ऐ ओ औ**  
**क ख ग घ**  
**च छ ज झ**

**Activity 1 :** चित्र के नाम के पहले अक्षर को लिखो - Write the first letter of the picture



**Activity 2:** दिए गए चित्रों को देख कर सही अक्षर पर गोल करिए -Circle the best letter matching to the picture.



**Theme: Safety**


Strand	Myself and Others
Sub Strand	Sense of Self
Content Learning Outcome	To be able to identify water safety measures.

**Lesson Notes**


**Topic: Water Safety**

1. Never go swimming alone.
2. If you want to go swimming, go with your parents.
3. Swim in shallow waters.
4. Learn how to swim.
5. Never push people in the river, sea or pool if they don't know how to swim.

**Activity 1:** Colour the given drawings.



**Activity 2:** Draw and colour your family picnic trip.



2036 PENANG SANGAM PRIMARY SCHOOL

YEAR 2

VOSA VAKAVITI

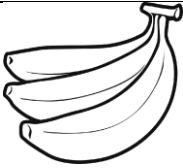

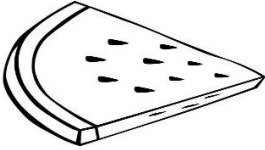



WORKSHEET 8

**Strand:** Na Veika Vakaviti

**Sub Strand:** Veimataqali Vuanikau

**CLO:** Ni na oti na nodra cakacaka era sa na kila na veimataqali yaca ni vuanikau.

Lesoni : Veimataqali Vuanikau

 jaina	 painapiu	 meleni
 weleti	 apolo	 moli

Cakacaka Lavaki : Veisataka na vuanikau ki na yacadra.



weleti



jaina



painapiu



apolo

**2036 PENANG SANGAM PRIMARY SCHOOL**  
**YEAR: 2**  
**LEARNING TO KNOW- ELEMENTARY SCIENCE**  
**WORKSHEET 8**

**Theme: Safety**

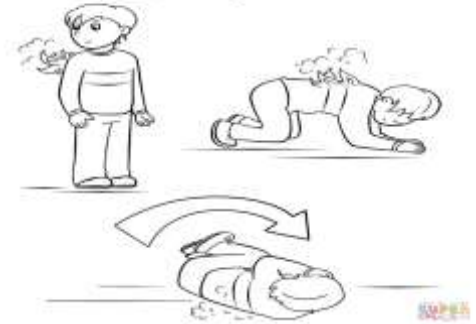
Strand	Earth and Beyond
Sub Strand	Our Changing Earth
Content Learning Outcome	To be able to relate fire safety.

**Lesson Notes**

**Topic: Fire Safety**

1. Do not play with matches or lighters.
2. Never play with fire you can burn yourself.
3. If your clothes catches fire practice STOP, DROP and ROLL.
4. For fire emergency call 910.

**If your clothes catches fire: Stop, Drop and Roll.**



**Activities:**

1. Fire Safety tools .Label and colour the pictures. Choose words from the word list.

**Word List**

- hose
- extinguisher
- boots
- smoke alarm
- fire hydrant
- fire truck



a. \_\_\_\_\_



b. \_\_\_\_\_



c. \_\_\_\_\_



d. \_\_\_\_\_



e. \_\_\_\_\_



f. \_\_\_\_\_

2. Draw, colour and state four ways through which fire can spread.
