

Name: _____

1075 Lovu Sangam School
Weekly Home Package -7
Literacy
Year 2

Strand	Shared Reading
Sub-strand	Punctuation- Question Mark
Content Learning Outcome	To be able to identify the question mark in a given sentence.

LESSON NOTES – Question Mark (?)

A question mark is used at the end of a sentence which requires an answer. It is shown using the symbol (?) at the end of a sentence.

Example

1. Can you see a girl?
2. Is the school closed?
3. Are you studying at home?
4. What is your favourite fruit?
5. Do you want to go back to school?

(These are questions where you have to write answers. That's why a question mark (?) is used at the end of each of the sentences.)

ACTIVITY

A. Put a question mark (?) at the right place in each of the given sentences.

1. What is your name

2. Do you have a red car

3. When will the school open

4. What is your favourite food

5. Who cooks your food

Name: _____

1075 Lovu Sangam School
Weekly Home Package -7


Numeracy
Year 2

Strand	Measurement
Sub Strand	Time
Learning Indicator	Identify different hours of time (o' clock)

Telling Time

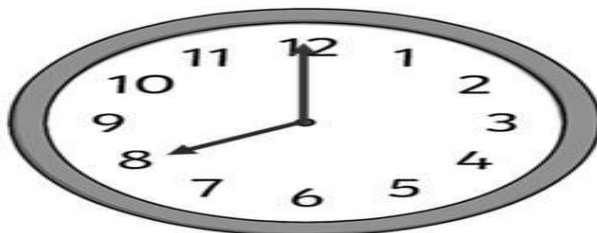
A clock is used to tell time.

Parts of the clock



Hours and Minutes

When the minute hand is pointing to 12, it is showing a full hour. We call this time 'o'clock'.



On this clock, the hour hand is pointing at the 8 and the minute hand is pointing to the 12.

This clock is showing that the time is 8 o'clock.

What Time Is It?



It is 7 o'clock.

What Time Is It?



It is 3 o'clock.

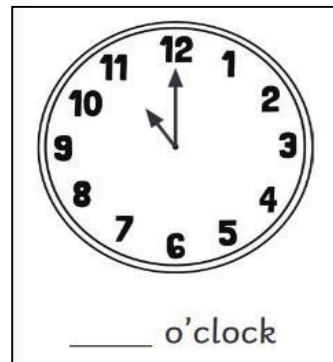








What Time Is It?



It is 12 o'clock.

Activity: Tell the Time

Write the time shown on each clock



- Use a cardboard to prepare a clock.

1075 – LOVU SANGAM SCHOOL

YEAR 2




LIVING AND LEARNING TOGETHER

WORKSHEET 7

Strand	Living Things
Sub-strand	Birds Around Us
Content Learning Outcome	Name the birds around us.

LESSON NOTES

These are some of the birds found in Fiji.

		
Mynah	Kingfisher Bird	Heron



Parrot



Bulbul



Chicken

ACTIVITY

Matching

Match the picture of the birds to its correct name.



Parrot



Heron



Chicken



Mynah

LOVU SANGAM SCHOOL
Year 2
Subject: HINDI
Worksheet – Home package 7

Strand	Reading and Writing	
Sub Strand	Reading	
Content Learning Outcome	Children recognize that print conveys meaning and reading and thus begin to use writing materials with purpose.	

Read the Comprehension Passage And Answer the Questions Below.

एक दिन नानी बाज़ार गयी | रेखा भी नानी के साथ गई | बाज़ार से नानी ने चार केले, दो सेब और जलेबी खरीदे | एक केला रमेश को दि और एक केला सुरेश को दिया | केले मीठे-मीठे थे | सुरेश ने एक सेब खाया | रेखा ने जलेबी खायी |

क. सही उत्तर चुनिए :

केले

सुरेश

रेखा

जलेबी

सेब

मीठे-मीठे

(i) नानी के साथ बाज़ार गई |

(ii) बाज़ार से नानी ने दो खरीदे |

(iii) रमेश और सुरेश ने खाए |

(iv) सेब ने खाया |

(v) केले थे |

(vi) रेखा ने खायी |

उदाहरण (example)

क. लड़का जाता है ।



लड़की जाती है ।



ख. रहीम काम करता है।



सरस काम करती है ।



Activity

सही शब्द से वाक्य पूरा करो ।

क. बच्चा रो ----- है ।

रहा / रही

बच्ची रो ----- है ।

ख. दादा ----- है ।

बैठा / बैठी

दादी ----- है ।

ग. चाचा खाना ----- है ।

खाता / खाती

चाची खाना ----- है ।

LOVU SANGAM SCHOOL

YEAR: TWO

SUBJECT: LANGUAGE LITERACY AND COMMUNICATION
– VOSA VAKA-VITI

WEEKLY HOME PACKAGE -7

Strand	Reading and Writing
Sub Strand	Reading
Content Learning Outcome	Children recognize that print conveys meaning and reading and thus begin to use writing materials with purpose.

Lesson Notes:

Na Veidusimaki Ni Vakavuvuli Ni Wilivola Vosa Vaka Viti

Matai Ni Lavalava (p.g.1)

E dua na vakavuvuli me dau nanuma e na gauna ni vakavuvuli ni rorogo;

Ⓢ *Kua ni lagati na sere "a b c" e liu*

Ⓢ *Vakavulica ga na rorogo*

Ⓢ *Me vakavulici na rorogo ka lako vata kei na taba mera raica, tukuna ka tabaka tiko e na ligadra ena veisiga sebera ni tekivu na i katolu ni lavalava.*

👩 A a – apolo	✓ a...	
👩 B b – bati	✓ b...	✗ baa
👩 C c – cagi	✓ c...	✗ caa
👩 D d- dabedabe	✓ d...	✗ daa
👩 E e- elefaniti	✓ e...	
👩 F f- fanala	✓ f...	✗ faa
👩 G g – ga	✓ g	✗ gaa
👩 I i- ika	✓ i	
👩 J j- jeli	✓ j...	✗ jaa
👩 L l – lade	✓ l...	✗ laa

☞ M m – mama	✓ m...	✗ maa
☞ N n- nasi	✓ n...	✗ naa
☞ o- ose	✓ o...	
☞ P p –papukeni	✓ p...	✗ paa
☞ Q q- qio	✓ q...	✗ qii
☞ R r- rosi	✓ r...	✗ roo
☞ S s- siga	✓ s...	✗ sii
☞ T t – toa	✓ t...	✗ too
☞ U u – uto	✓ u...	
☞ V v- va	✓ v...	✗ vaa
☞ W w- wai	✓ w...	✗ waa
☞ Y y- yaloka	✓ y...	✗ yaa
☞ Dr dr – dre	✓ dr...	✗ dree

Karua Ni Lavalava (p.g.2)

Ni oti e rua na macawa ni vulici tiko na rorogo kei na taba, lade sara e na ka tolu(p.g. 3) ni taba ni vola..

Kerea na gone me tukuna na rorogo. Ia, me *ka kua ni tukuna na ka a tabaki e na i karua ni taba ni vola*. E na vakatoka oqo na kena rorogo na i karua ni lavalava;

Aa Bb Cc Dd Ee Ff Gg Ii Jj Kk Ll Mm Nn Oo

Pp Qq Rr Ss Tt Uu Vv Ww Yy Dr dr

Sa sega ni oka vata i ke na taba ka biu tiko ena karua ni taba ni vola... sa vakavulici walega i ke na matanivola kei na rorogo. Ia, ke guilecava railesuva na matai ni tabanivola... Me ran a vulica tiko e na veisiga na p.g 2.

Name: _____


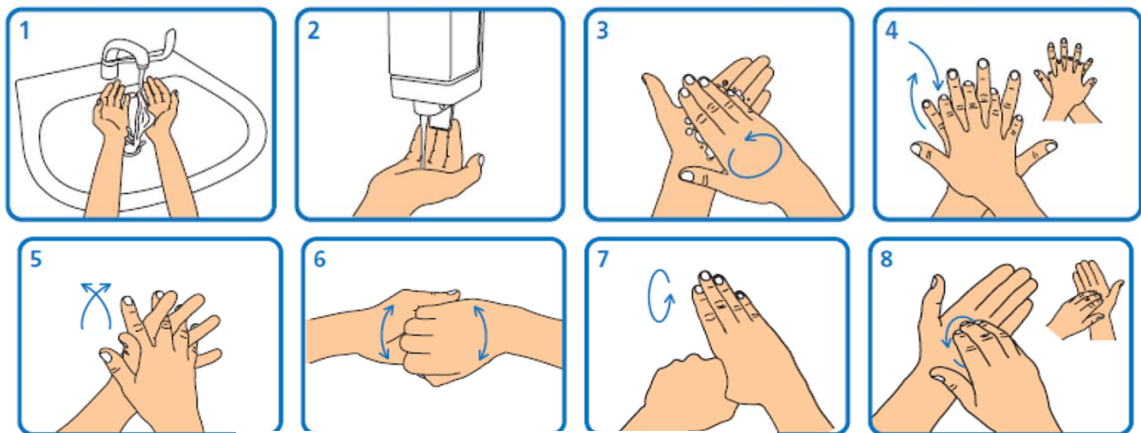
1075 Lovu Sangam School
Weekly Home Package -7
PHYSICAL DEVELOPMENT HEALTH, AND WELLBEING
Year 2

Strand	Physical development health and well being.
Sub-strand	Washing hands after playing with pets
Content Learning Outcome	Identify steps of proper hand washing.

LESSON NOTES

LESSON NOTES

Hand Washing Technique with Soap and Water



Soap and water kills germs from our hands.


ACTIVITY

1. What do you use to wash your hands?

2. Why do we use soap to wash our hands?

3. When do you wash your hands?

4. Draw you are washing your hands



1075 – LOVU SANGAM SCHOOL

YEAR 2


LEARNING TO KNOW – SCIENCE

WORKSHEET -7

Strand	Living Things and environment.
Sub-strand	Investigation of animals in our environment.
Content Learning Outcome	Care of pets.

LESSON NOTES

A cat is very active, playful and friendly. A cat can be brown, grey, black or white in colour. Keep cats safe all the time. Do not hit them or give them stale food.




A cat can play.



A cat eats a rat.

ACTIVITY

1. Draw and colour a cat eating a rat.



2. How do cats help us?

3. Should you hit your pet cat?
