

**1040- TAGITAGI SANGAM SCHOOL**  
**WORKSHEET FOR WEEK 9 (26/07/21 – 30/07/21)**  
**YEAR 3**

**LITERACY**

Adverb- add 'ly'

- |                  |         |
|------------------|---------|
| 1. short - _____ | slowly  |
| 2. happy - _____ | sadly   |
| 3. quick - _____ | shortly |
| 4. slow - _____  | happily |
| 5. sad - _____   | quickly |

**Read, draw and colour**

A Home	Trees	Bus
Flower Garden	Family	Fishing

**Sentence Completion: Add 3 words only to complete the sentences.**

1. My family \_\_\_\_\_
2. I like \_\_\_\_\_
3. My school \_\_\_\_\_
4. The flower garden \_\_\_\_\_

**1040- TAGITAGI SANGAM SCHOOL**  
**WORKSHEET FOR WEEK 9 (26/07/21 – 30/07/21)**  
**YEAR 3**

**MATHEMATICS**

**MEASUREMENTS- Standard Units**

Standard units are:

1. millimetres is written as mm
2. centimeters is written as cm
3. meters is written as m
4. kilometres is written as km

**Note:**

$10\text{mm} = 1\text{cm}$

$100\text{cm} = 1\text{m}$

$1000\text{m} = 1\text{km}$

Activity: 1. measure the length in centimeters and write the answer using standard units (cm)



2. Write the standard units of the given objects. (mm, cm, m, km)

1. length of a pencil \_\_\_\_\_
2. length of the school playground \_\_\_\_\_
3. length of the queens road \_\_\_\_\_
4. length of the blackboard \_\_\_\_\_
5. length of the school vegetable garden \_\_\_\_\_

**1040- TAGITAGI SANGAM SCHOOL**  
**WORKSHEET FOR WEEK 9 (26/07/21 – 30/07/21)**  
**YEAR 3**

**SOCIAL STUDIES**

**PLACE AND ENVIRONMENT**

**My School**

1. A school is a place for learning.
2. In the school we have big buildings where classrooms are.
3. Students are grouped into classes and each class has a teacher.
4. Teachers teach to students to read and write.
5. Teachers also teach students how to behave, how to live together with other students and how to take good care of their classrooms.
6. The Head Teacher leads the teachers and students.

**Activity Me and My School**

1. The name of my school is \_\_\_\_\_.
2. I am in Year \_\_\_\_\_.
3. My teacher's name is \_\_\_\_\_.
4. Our Head Teacher's name is \_\_\_\_\_.
5. There are \_\_\_\_\_ teachers in my school.
6. **Draw and colour your school.**

1040 TAGITAGI SANGAM SCHOOL  
WORKSHEET FOR WEEK 9(26/0721- 30/17/21)  
YEAR 3

*Dua ga noqu kerekere ki vei kemuni na gone moni wilika na I talanoa ni Wase 7: Na Uvi ni Veikau ena na Viti Tolu vata kei na veivosa me nanumi ni sebera ni sauma na taro. Kerekere ga vei kemuni na itubutubu mo ni vukei ira na nomuni gonevuli. Vinaka.*

**Wase 7: Na Uvi Ni Veikau**

**Na veivosa me nanumi**

<b><u>Vosa</u></b>	<b><u>Kena I balebale</u></b>
1. Veikau loa	na veikau ka tubu tu e na dua na veikau
2. bota	ni sa viavia dromodromo mai na draunikau se vuanikau ni sa vakarau dreu
3. dausiga	na gauna sa kunekune dredre kina na kakana
4. mago	ni sa madu na qa ni uvi se na uvi ni veikau
5. vakacabuke	ni sa lako cake mai na lewe ni uvi veikau ka sa vuce cake mai ki dela ni gele.
6. suvisuvi	kolakola na lewe ni dua na ka me vaka na uvi se dalo
7. lauqa	vula I mamaca na gauna e kunekune dredre kina na wai ni sa sega ni tau na uca
8. waidranu	waidroka ka sega ni veisola kei na waitui
9. botiboti	na kakana e tubu ka sega ni qaravi me vaka na uvi ni veikau.

**Na Taro**

Wilika na Wase 7 ka qai sauma na veitaro era:

1. A cava soti e rawa ni kune e na noda veikau e noda vanua?

---

---

---

2. A cava soti na yaca ni uvi ni veikau ka tukuni ena I vola ni wilivola?

---

---

3. Na mataqali uvi cava e rawa ni dau kune e na loma ni veigasau?

---

---

4. A cava na vuki uvi?

---

---

*NOTE: The next batch of worksheet will be dropped of next week Monday (2<sup>nd</sup> August). Previous worksheet will also be picked up from area reps for marking so please forward your completed worksheets to the area reps. For any queries please contact Miss Salote Buna on 2179364.*

**1040 TAGITAGI SANGAM SCHOOL**  
**WEEK 9 YEAR 2 NA VOSA VAKA VITI**

<b>STRAND</b>	Na wili i vola kei na volavola.
<b>STRAND OUTCOME</b>	Children recognize that print conveys meaning and begin to use writing materials with purpose.
<b>SUB STRAND</b>	<i>Read simple sentences correctly and shape letters correctly.</i>

**TALANOA:** Wilika na i talanoa ka sauma mai na taro e ra:

Na Kalavo



E rawa ni qasi na kalavo.

E dau totolo na nona qasi ke sa raica na vusi.

E dau soki ni dua e vesuka.

E manumanu lailai na kalavo.

**A. Wilika ka wirina na vei vosa e koto e ra ena loma ni talanoa**

rawa	totolo	qasi	vusi
soki	vesuka	lailai	kalavo


**B. Vakaisataka mai vakadodonu na vosa veibasai**

- |           |          |
|-----------|----------|
| 1. totolo | levu     |
| 2. vesuka | berabera |
| 3. lailai | sereka   |

**1040 TAGITAGI SANGAM SCHOOL**  
**WEEK 9 YEAR 2 GENERAL SUBJECTS**

<b>FALD</b>	<i>LEARNING TO KNOW (ELEMENTARY SC)    THEME: Plants</i>
<b>STRAND</b>	<i>LEARNING TO KNOW</i>
<b>SUB STRAND</b>	<i>Biodiversity, relationships and Sustainability</i>
<b>LEARNING OUTCOME</b>	<i>Investigate living things and its uses to nature.</i>

Student's notes:                      The Giving Tree



Student's Activity

Write down five things trees gives us.

Trees gives us .....

Trees gives us .....

Trees gives us .....

Trees gives us .....

Trees gives us .....

**THEME:** "Plants" **STRAND:** Reading & Writing **LEARNING OUTCOME:** Children recognize that print conveys meaning and begin to use writing materials with purpose.

A. Comprehension Text:

Trees

Story by Murphy Brown

Trees are tall plants. They are useful to all living things.

Trees help clean the air.

It gives us oxygen to breathe.

Many animals make their home in a tree.

Birds, lizards and insects live in trees.

Some trees give us food like oranges and bananas.



A. Find these 10 new words in the story by circling them using your pencil

trees	useful	oxygen	animals	home
lizards	insects	live	oranges	bananas

B. Shared Reading Questions: Circle the correct letter.

1. \_\_\_\_\_ are tall plants.

A. Trees                      B. Air

2. Trees help \_\_\_\_\_ the air.

A. dirty                      B. clean

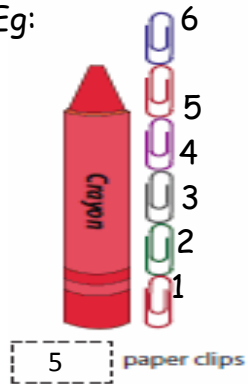
1040 TAGITAGI SANGAM SCHOOL

WEEK 9 YEAR 2 NUMERACY WORKSHEET

SUB STRAND	MEASUREMENT (LENGTH)
LEARNING STANDARD	To estimate and compare and measure length

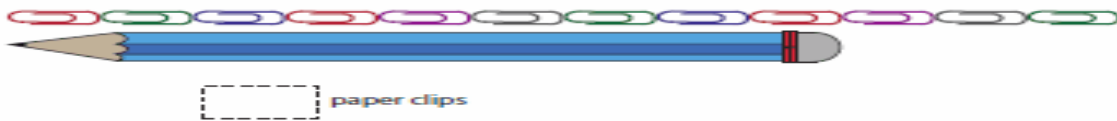
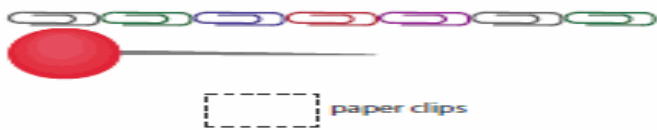
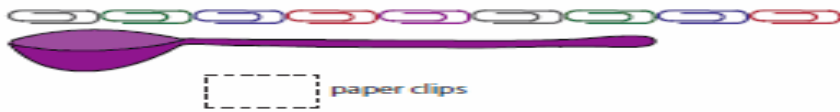
**Student's Notes:** Measuring things using "paper clips"

How many paper clips long? Eg:



Student's Activity

Measure each object using paper clips.





**1040- TAGITAGI SANGAM SCHOOL**  
**WORKSHEET FOR WEEK 9 (26/07/21 – 30/07/21)**  
**YEAR 3**

**ELEMENTARY SCIENCE**

**Energy**

**Sources of Energy**

1. **The Sun**

- The sun is the main source of energy. It provides energy in the form of solar energy.
- This energy source is free and clean.

2. **Wind Energy**

- Windmills uses wind energy to generate electricity.
- Windmills create safe and pollution free energy for use.

3. **Water Energy**

- This is the energy from the flowing water used to create electricity. Example: hydro dams

4. **Wave Power**

- Is the transport of energy by ocean surface waves and is used to create electricity.

5. **Fossil Fuels**

- Fuels such as kerosene, benzene and gas are used to create energy.
- This form of energy

**Activity: Paste or draw pictures of each energy source under its correct title.**

<b>The Sun</b>	<b>Wind Energy</b>
<b>Water Energy</b>	<b>Wave Energy</b>
<b>Fossil Fuel</b>	

**1040- TAGITAGI SANGAM SCHOOL**  
**WORKSHEET FOR WEEK 9 (26/07/21 – 30/07/21)**  
**YEAR 3**

**HEALTHY LIVING**

**Water safety**

1. Learn how to swim. It will help you to keep afloat in the water.
2. You must be accompanied by an adult if you are going out for swimming.
3. Swim only in shallow water. If you are on beach, swim only if there is no current.
4. Do not swim in flooded waters.
5. Swim in clean water so that you don't get skin disease.
6. Always swim in safety zone.

**Activity**

**A. Draw and colour yourself swimming with your friends**

**B. Write True or False.**

1. Go swimming with an adult. \_\_\_\_\_
2. Listen to the weather forecast before going swimming. \_\_\_\_\_
3. Learn how to swim. \_\_\_\_\_
4. Swim in the deep water. \_\_\_\_\_
5. Swim in flooded waters. \_\_\_\_\_



