

WEEK 9 YEAR 2 LITERACY WORKSHEET

**THEME:** "Plants" **STRAND:** Reading & Writing **LEARNING OUTCOME:** Children recognize that print conveys meaning and begin to use writing materials with purpose.

A. Comprehension Text:

Trees

Story by Murphy Brown

Trees are tall plants. They are useful to all living things.

Trees help clean the air.

It gives us oxygen to breathe.

Many animals make their home in a tree.

Birds, lizards and insects live in trees.

Some trees give us food like oranges and bananas.



A. Find these 10 new words in the story by circling them using your pencil

trees	useful	oxygen	animals	home
lizards	insects	live	oranges	bananas

B. Shared Reading Questions: Circle the correct letter.

1. \_\_\_\_\_ are tall plants.

A. Trees

B. Air

2. Trees help \_\_\_\_\_ the air.

A. dirty

B. clean

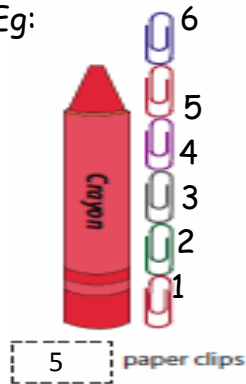
1040 TAGITAGI SANGAM SCHOOL

WEEK 9 YEAR 2 NUMERACY WORKSHEET

SUB STRAND	MEASUREMENT (LENGTH)
LEARNING STANDARD	To estimate and compare and measure length

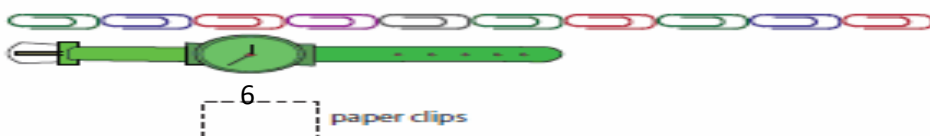
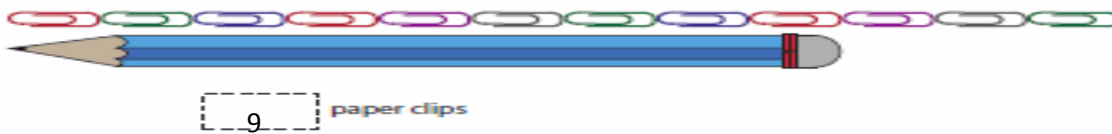

Student's Notes: Measuring things using "paper clips"

How many paper clips long? Eg:



Student's Activity

Measure each object using paper clips.




1040 Tagitagi Sangam School  
Hindi Worksheet Solution -Year 2

Strand	Reading and Writing
Sub-strand	Reading
Content Learning Outcome	Read compound sentences correctly

Reading:

सावन का महीना था। आसमान में बहुत काले-काले बादल छाए थे। ठंडी-ठंडी हवा चल रही थी। मुझे झूला झूलने का मन किया। बड़े भैया एक मोटी सी रस्सी लेकर बाहर आए। भैया ने रस्सी को पेड़ से लटकाकर झूला बनाया। सब ने मिलकर खूब झूला झूला। बाकी बच्चे भी आकर मजे से झूलने लगे। झूलते-झूलते रात हो गई।



1. कौन सा महीना था ?

क.

सावन का

ख. वसन्त का

2. कौन सा के बादल छाए थे ?

क. सफेद

ख.

काला

3. कौन मोटी सी रस्सी लेकर आया ?

क. पिताजी

ख.

भैया

4. रस्सी को किस चीज पर लटका कर झूला बनाया ?

क.

पेड़ से

ख.

पुल से

5. झूलते झूलते कौन सा समय हो गया ?

क.

रात


ख. सबेरा

**1040 TAGITAGI SANGAM SCHOOL**  
**WEEK 9 YEAR 2 NA VOSA VAKA VITI**

<b>STRAND</b>	Na wili i vola kei na volavola.
<b>STRAND OUTCOME</b>	Children recognize that print conveys meaning and begin to use writing materials with purpose.
<b>SUB STRAND</b>	<i>Read simple sentences correctly and shape letters correctly.</i>

**TALANOA:** Wilika na i talanoa ka sauma mai na taro e ra:

Na Kalavo



E rawa ni qasi na kalavo.

E dau totolo na nona qasi ke sa raica na vusi.

E dau soki ni dua e vesuka.

E manumanu lailai na kalavo.

**A. Wilika ka wirina na vei vosa e koto e ra ena loma ni talanoa**

rawa	totolo	qasi	vusi
soki	vesuka	lailai	kalavo


**B. Vakaisataka mai vakadodonu na vosa veibasai**

- 1. totolo → levu
- 2. vesuka → berabera
- 3. lailai → sereka

**1040 TAGITAGI SANGAM SCHOOL**  
**WEEK 9 YEAR 2 GENERAL SUBJECTS**

<b>FALD</b>	<i>LEARNING TO KNOW (ELEMENTARY SC)    <b>THEME: Plants</b></i>
<b>STRAND</b>	<i>LEARNING TO KNOW</i>
<b>SUB STRAND</b>	<i>Biodiversity, relationships and Sustainability</i>
<b>LEARNING OUTCOME</b>	<i>Investigate living things and its uses to nature.</i>

**Student's notes:**                      The Giving Tree



**Student's Activity**

Write down five things trees gives us.

Trees gives us clean air/medicine/shade/wood/food/oxygen.

Trees gives us clean air/medicine/shade/wood/food/oxygen.

Trees gives us clean air/medicine/shade/wood/food/oxygen.

Trees gives us clean air/medicine/shade/wood/food/oxygen.

Trees gives us clean air/medicine/shade/wood/food/oxygen.