

2036 Penang Sangam Primary School
Year 3
English
Worksheet 7

STRAND	Writing and Shaping
SUB-STARND	English features and rules
CONTENT LEARNING OUTCOME	Construct legible and logical images, sentences and paragraphs to express ideas and experiences in various situations and contexts.

Lesson Notes

Prepositions

A Preposition is a word that relates a Noun or a Pronoun to another word in the sentence, often by describing where it is or where it is moving towards.

Example

Maca + climbed + the ladder = Maca climbed **up** the ladder.

The boy + fell + a hole = The boy fell **into** a hole.

Words that are used to connect other words like this are called Prepositions.

Questions


Fill in each blank with **in, on, at**


1. The pupils go to school _____ 7 am.
2. The shops close _____ Sunday.
3. The mothers sell food _____ the morning.
4. Joseph meets his friend _____ Friday.
5. I was born _____ the 2nd of April, 2013.
6. Rain falls _____ the month of May.
7. Do you see the moon _____ night?
8. The animals look for food _____ the evening.


2036 Penang Sangam Primary School
Year 3
Mathematics
Worksheet 7

STRAND	Number and Numeration
SUB-STARND	Fractions
CONTENT LEARNING OUTCOME	Able to represent halves, thirds and quarters.

Lesson Notes

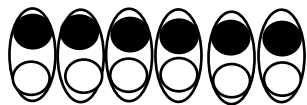
When one part out of the two parts is shaded, we say $\frac{1}{2}$ is shaded.  $\frac{1}{2}$ is shaded.

When one part out of the three parts is shaded, we say $\frac{1}{3}$ is shaded.  $\frac{1}{3}$ is shaded.

When one part out of the four parts is shaded, we say $\frac{1}{4}$ is shaded.  $\frac{1}{4}$ is shaded.

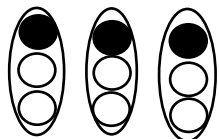
When we find out fraction of a group.

What is $\frac{1}{2}$ of 12? **6**



We colour 1 out of the 2
6 coloured


What is $\frac{1}{3}$ of 9? **3**



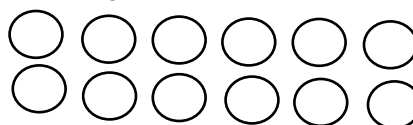
We colour 1 out of the 3
3 coloured

Questions

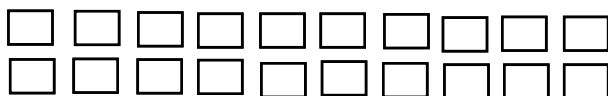
1. What is $\frac{1}{2}$ of 10?



2. What is $\frac{1}{3}$ of 12?



3. What is $\frac{1}{4}$ of 20?



4. What is $\frac{1}{2}$ of 18?



2036 PENANG SANGAM PRIMARY SCHOOL

YEAR 3

HEALTHY LIVING

WORKSHEET 7

Strand	Safety
Sub Strand	Personal Safety
Content Learning Outcome	Recognize the need to follow rules in order to ensure their own safety and the safety of others.

Lesson Notes:

Road Safety

1. Always walk on the right hand side of the road so that you can see the oncoming vehicles.
2. Wear bright coloured clothes while walking at night.
4. Never play on the road or even on the roadsides.
5. Hold on to the hands of an adult when walking on the side of the road.
6. Use the pedestrian (zebra) crossing if you want to cross.

Zebra Crossing



7. If travelling in a bus, sit and do not play or disturb the driver. Put your arms and head inside.
8. Wait for the bus to stop before boarding or getting off.
9. While waiting for the bus, wait in a safe and orderly manner.

ACTIVITY

Write (True) or (False) in the space provided

1. Play with your friends while waiting for the bus. _____
2. Sit quietly while travelling in a bus. _____
3. When walking along the road, use the footpath or pavement. _____
4. Always walk in a single file. _____
5. You can yell when saying “good- bye” from the bus to your friends. _____

2036 PENANG SANGAM PRIMARY SCHOOL

YEAR 3

HINDI

WORKSHEET 7

Strand	सुनना एवं बोलना
Sub Strand	उचित परिस्थितियों और संदर्भों में अपने विचारों और अनुभवों को प्रभावकारी ढंग से संचरित करने हेतु मौखिक भाषा का प्रयोग शुद्ध व तर्क संगतिपूर्वक करना
Content Learning Outcome	विचारों व जानकारी को व्यक्त करने हेतु सरल वाक्यों एवं अभिव्यक्तियों का विभिन्न वाक्यारंभों एवं उपयुक्त योजक-युक्तियों सहित निर्माण करना

Lesson Notes

मेला

मदन, मेले चल ।
देर मत कर ।
कमला, मेले चल ।
देर मत कर ।



मालावाले, वह माला दे ।
लाल माला दे ।
कमला, लाल माला ले ।



अरे वह बाजेवाला ।
बाजेवाले बाजेवाले, बाजा दे ।
वह बाजा दे ।
ले बाजा ले ।
ले मदन, बाजा बजा ।

Picture from Pustak Bhumi, Hindi book for Class 3 prepared by NCERT of India

AKHICSA.COM

Questions

1. मालावाले ने क्या दिया ?
2. बच्चे कहाँ जा रहे थे ?

2036 PENANG SANGAM PRIMARY SCHOOL

YEAR 3

SOCIAL STUDIES

WORKSHEET 7

Strand	Place and Environment
Sub Strand	My School
Content Learning Outcome	The children should be able to demonstrate the importance of respecting School Rules.

Lesson Notes:

My School Rules

Every School is guided by school rules.

Some School Rules are

1. Come to school on school days.
2. Listen to the teachers.
3. Put your rubbish in the bins provided.
4. Wear sandals to school to protect your feet.
5. Bring a handkerchief every day.
6. Wear clean uniform to school.

Questions

Circle the best answer for the following questions.

1. Do you think it is important to follow the school rules?

(YES / NO)

2. Always talk back to your teacher.

(YES / NO)

3. Throw rubbish in the rubbish bins.

(YES / NO)

2036 PENANG SANGAM PRIMARY SCHOOL

YEAR 3

NA VOSA VAKAVITI

WORKSHEET 7

Ulutaga ni lesoni: Wase 5

Na Vatavatairalago

Na Veivosa Me Nanumi

1. **Veitukuni** – veitalanoataka na I talanoa ni gauna makawa.
2. **Dadavo** – davo ena vakacegu.
3. **Memu wai** – nomu druka.

Na Vosavosa Vakaviti

- a) **Vatavatairalago** – bulia lo e lomana.
- b) **Kasa** – ni sa sega ni sauma rawa na vatavatairalago.

Cakacaka lavaki

Wasewase A: Vosa Veibasai

1. qaqa - _____
2. davo - _____
3. sa oti - _____

2036 Penang Sangam Primary School
Year 3
Elementary Science
Worksheet 7

STRAND	Energy
SUB-STARND	Energy sources and its transfer
CONTENT LEARNING OUTCOME	Demonstrate the concept of energy and explain its importance.

Lesson Notes

Need for different forms of energy

Different forms of energy are required for our daily lives. These are light, heat and sound energy.

Sound energy

- Aeroplane taking off
- Broom swishing
- Firecrackers exploding
- A radio
- A whistle
- A baby crying

Light energy

- Lighting bulbs
- Lighting lamps
- Candle flame

Heat energy

- Cooking food on stove or open fire
- Boiling water
- Toasting bread
- Ironing clothes

Questions

1. Give examples of the following.

Sound Energy

a. _____

b. _____

c. _____

Light Energy

a. _____

b. _____

c. _____

Heat Energy

a. _____

b. _____

c. _____

2. Draw an example of the following.

Sound Energy	Light Energy	Heat Energy