

**1080 BA SANGAM PRIMARY SCHOOL**

**YEAR 3 – HOME STUDY PACKAGE 4**

**SUBJECT : ENGLISH**

<u>Strand</u>	EN 3.2 Reading And Viewing
<u>Sub - Strand</u>	EN 3.2.2 Language Features And Rules
<u>Content Learning Outcome</u>	EN3.2.2.1 Understand basic English convention such as adjectives.

**TOPIC : POINTING ADJECTIVES**

- Pointing Adjectives are adjectives that point out something.
- They are : **this , that , these** and **those** .
- For example : Look at those cars .

**ACTIVITY** : Underline the pointing adjectives in each sentence .

- a) I want to eat that cake .
- b) These boxes should be recycled .
- c) Our parents said that we should be careful.
- d) This is an elephant .
- e) Those boys in the ground have won the match .
- f) The Police officer explained that corruption is a crime .

**1080 BA SANGAM PRIMARY SCHOOL**

**YEAR 3 HOME STUDY PACKAGE 4**

**SUBJECT : MATHEMATICS**

Strand	Measurement
Sub - Strand	M3.3.4 Time ( Calendar )
Content Learning Outcome	Identify the seven days of the week and the twelve months of the year .

**TOPIC : CALENDAR**

**DAYS OF THE WEEK**

- There are 7 days in a week :

**Sunday   Monday   Tuesday   Wednesday   Thursday   Friday   Saturday**

- A fortnight has 2 weeks ( 14 days )
- There are 365 days in a year .

**Exercise :**

1. Write down the day which comes after :

Wednesday - ..... Friday - .....

2. Write down the day which comes before :

Monday - ..... Tuesday - .....

**MONTHS OF THE YEAR**

- There are 12 months in a year :

<b>1. January</b>	<b>7. July</b>
<b>2. February</b>	<b>8. August</b>
<b>3. March</b>	<b>9. September</b>
<b>4. April</b>	<b>10. October</b>
<b>5. May</b>	<b>11. November</b>
<b>6. June</b>	<b>12. December</b>

- A leap year has 366 days . A leap year comes after every 4 years.  
( This is when the month of February will have 29 days )

**Months of the year**

30 days have September,  
April, June and November  
All the rest have 31,  
Except for February alone  
Which has 28 days clear  
And 29 in a leap year.

**Exercise** : Read the rhyme above and beside each month write down the number of days each month has :

Month	Number Of Days	Month	Number Of Days
January		July	
February		August	
March		September	
April		October	
May		November	
June		December	

2. Which month is your birthday ? .....
3. Which month comes after :  
 March - .....                      November - .....
4. Which month comes before :  
 August - .....                      February - .....

**1080 BA SANGAM PRIMARY SCHOOL**

**YEAR 3 - HOME STUDY PACKAGE 4**

**SUBJECT : ELEMENTARY SCIENCE**

Strand	Energy
Sub - Strand	Forms Of Energy
Content Learning Outcome	Demonstrate the concept of energy and explain its importance

**TOPIC : FORMS OF ENERGY**

- Different forms of energy are required for our daily lives.
- These are light, heat and sound energy.

1. Sound Energy ( any form of sound which we get )

- Aeroplane taking off
- Broom swishing
- Firecrackers exploding
- A radio
- A whistle
- A baby crying


2. Light Energy ( any form of light produced )

- Lighting Bulbs
- Lighting Lamps
- Candle Flame

3. Heat Energy ( any form of heat produced )

- Boiling water
- Toasting Bread
- Ironing clothes
- Cooking food on stove or open fire


1. Tick the box below the pictures which show a source of heat energy.



2. Tick the box below the pictures which show a source of light energy.



3. Tick the box below the pictures which show a source of sound energy.



**1080 BA SANGAM PRIMARY SCHOOL**

**YEAR 3 - HOME STUDY PACKAGE 4**

**SUBJECT : HINDI**

<b>Strand</b>	पढ़ना एवं सर्वेक्षण करना
<b>Sub - Strand</b>	भाषा की विशेषताएँ एवं नियम
<b>Content Learning Outcome</b>	मूल तथा व्याकरण के नियमों को पहचानना

**TOPIC : VERBS ( ik8[ )**

- जिस शब्द से किसी काम का करना या होना पाया जाए उसे क्रिया कहते हैं ।
- जैसे : पढ़ना , खाना, नाचना, खेलना , हँसना , कूदना , रोना आदि ।

( Verbs are any doing words . For eg : reading , dancing , laughing , jumping , crying etc )

**अभ्यास :**

क्रिया शब्दों को रेखांकित करो | **Underline the verb .**

१. राधा दौड़ती है ।
२. कमल गेंद खेलता है ।
३. तिमोदी घोड़े पर बैठा है ।
४. बच्चे नदी में तैर रहे हैं ।
५. माँ भोजन बना रही है ।
६. सरला किताब पढ़ रही है ।
७. पिताजी खाट पर लेटे हैं ।

**1080 BA SANGAM PRIMARY SCHOOL**

**YEAR 3 - HOME STUDY PACKAGE 4**

**SUBJECT : SOCIAL STUDIES**

Strand	SS3 Place And Environment
Sub - Strand	People And Care Of Places
Content Learning Outcome	SS3.3.2.1 Formulate basic school rules and explain why they are important

**TOPIC : SCHOOL RULES**

- School rules are important **to maintain discipline.**
- School rules play important role in ensuring that the students know how to behave and the consequences of misbehaving.
- If students are aware of the school rules, they will know how to behave and carry themselves so as not to become a disgrace to their school.

❖ Read Naulu Primary School’s rules and answer the questions that follows :

<b>Naulu Primary School - School Rules</b>
-Wear clean uniform to school.
-Bring a handkerchief every day.
-Wear sandals to school to protect your feet.
-Put your rubbish in the bins provided.
-Learn to give way to others especially to adults.
-Come to school on school days .

1. List three more school rules that should be added to Naulu Primary School’s rules above . ( think and compare to your school rules )

.....  
.....  
.....

2. Do you think it is important to follow the school rules ?

Yes / No

3. What will happen if you do not follow the school rules ?

- A. I will stay home forever.
- B. I will be punished .
- C. I will change the school rules .

4. Do you follow your school rules ?

Yes / No



**1080 BA SANGAM PRIMARY SCHOOL**

**YEAR 3 – HOME STUDY PACKAGE 4**







**SUBJECT : HEALTHY LIVING**

Strand	Personal And Community Health
Sub - Strand	Personal Hygiene And Sanitation
Content Learning Outcome	H3.4.1.1 Explore and practice personal health and hygienic behaviours.

**TOPIC : PERSONAL CLEANLINESS**

- ❖ I must look after my cleanliness well.
- ❖ Bath daily with soap and water and use your own towel to wipe your body.
- ❖ Cut finger and toe nails if they are long . Never bite your finger nails .
- ❖ Use a clean handkerchief / tissue to clean your nose .
- ❖ Do not put your finger in your nose .
- ❖ Wash hands daily with soap and water after visiting the washroom.
- ❖ Wash your hands before handling any food.
- ❖ Change your under garments daily .
- ❖ Wash your hair with soap and water . Dry it with a clean towel .
- ❖ Take out any nits and lice in the hair.
- ❖ Brush your teeth after every meal . Rinse the mouth well.

Match the name of the health habit with its picture.

1. 	a. Washing hands with soap and water.
2. 	b. Taking bath daily.
3. 	c. Use comb to keep hair tidy.
4. 	d. Brushing your teeth.
5. 	e. Using a hanky to blow our nose.
6. 	f. Use clean towel to wipe our body.