

1076 NADI SANGAM SCHOOL

WEEKLY HOME STUDY PACKAGE #5

SUBJECT : English

YEAR/ LEVEL : 3

STRAND	Writing and Shaping
CONTENT LEARNING OUTCOME	Construct legible and logical images, sentences and paragraphs to express ideas.
TOPIC	Conjunctions

**Conjunctions**

Some words are used to join other words or parts of a sentence. These words are called **joining word or conjunctions**.

Example

1. The players were small but strong.
2. I like cakes and candies.
3. The plant died because we forgot to water it.  
( **but , and , because** , are conjunctions )

**Activity**

Join these word pairs using **and**.

1. Up , down \_\_\_\_\_ Here , there \_\_\_\_\_
2. Cats , dogs \_\_\_\_\_ Safe , sound \_\_\_\_\_

Join these word pairs using **but**.

1. Tired , safe \_\_\_\_\_ Hungry , happy \_\_\_\_\_
2. Slow , sure \_\_\_\_\_ Gone , not forgotten \_\_\_\_\_

Join these sentences using **because**.

1. We ate lunch in the shade. It was hot.  
\_\_\_\_\_

2. We could not go out. It was raining.  
\_\_\_\_\_







**NADI SANGAM SCHOOL**  
**WEEKLY HOME STUDY PACKAGE # 5**  
**SUBJECT: MATHEMATICS**  
**YEAR 3**

**STRAND:** Measurement

**SUB – STRAND:** Length

**CLO:** Generate and construct appropriate non-standard and standard units to estimate, measure and compare different lengths, heights and distances.

**LESSON 1**

NON – STANDARD UNIT	DEFINITION	ILLUSTRATION
Hand Span	The distance between the little finger and the thumb on an outstretched hand.	
Step or pace	The number of steps or pace that is taken.	
Arm Length	The number of arm length taken for a given distance.	
Fathom	The length measured on a person outstretched arm.	

**ACTIVITY 1: Measure the following using non-standard units**

1. Length of your bedroom - \_\_\_\_\_ steps
2. Width of dining table - \_\_\_\_\_ hand span
3. Height of door - \_\_\_\_\_ hand span
4. Width of window - \_\_\_\_\_ fathom

**LESSON 2: Standard Units are millimeters(mm), centimeters (cm), meters (m), kilometers (km). Small items are measured in millimeters and centimeters and bigger items in meters. Long distances, like road, are measured in kilometers.**

<b>10mm = 1cm</b>	<b>100cm = 1m</b>
<b>1000mm = 100cm</b>	<b>100000cm = 1km</b>
<b>1000m = 1km</b>	<b>1000mm = 1m</b>

**ACTIVITY 2: Measure the following items using a ruler**

1. Length of Maths 4C = \_\_\_\_\_ cm
2. Your thumb= \_\_\_\_\_ cm
3. Height of your pencil = \_\_\_\_\_ cm
4. Your height = \_\_\_\_\_ m / \_\_\_\_\_ cm
5. Width of window - \_\_\_\_\_ cm
6. Your foot - \_\_\_\_\_ cm

1076 NADI SANGAM SCHOOL  
WEEKLY HOME STUDY PACKAE #5

SUBJECT: HINDI

YEAR/ LEVEL:3

STRAND	Writing and Shaping
CONTENT LEARNING OUTCOME	Recognize the significance of applying appropriate text types.
<u>TOPIC</u>	<u>सर्वनाम</u>

**सर्वनाम**

संज्ञा के स्थान पर जिन शब्दों का प्रयोग किया जाता है, उन्हें 'सर्वनाम कहते हैं।

जैसे: मैं, तू, आप, यह, वह, जो, सो, कोई, कुछ, कौन, क्या, आदि

**अभ्यास**

**सर्वनाम शब्दों को रेखांकित करो ।**

१. तुम्हारे पिताजी आ रहे हैं ।
२. यह किसका घर है ।
३. हम मैच जीत गए ।
४. उनको फल दे आओ ।
५. वे सब खेल रहे हैं ।

**खाली स्थान में उचित सर्वनाम शब्द लिखिए ।**

१. \_\_\_\_\_ गाना नहीं आता । ( मुझे / मेरे )
२. \_\_\_\_\_ मेरी घड़ी है । ( यह / ये )
३. \_\_\_\_\_ बड़े गुस्से वाले थे । ( वह / वे )

1076 NADI SANGAM SCHOOL

WEEKLY HOME STUDY PACKAGE #5

SUBJECT: HEALTHY LIVING

YEAR/ LEVEL: 3

STRAND 3	Safety
CONTENT LEARNING OUTCOME	Being safe at all times.
TOPIC	<u>Safety while playing</u>

**SAFETY WHILE PLAYING**

- Pay a safe game and choose a safe game to play
- Always keep play area clean and safe
- Put all the rubbish in the rubbish bin
- Place other objects that may cause injury in a safe place
- Use safe equipment to play.



- Do not run around the corners and in the crowded playground
- Do not push anyone and wait for your turn
- Do not throw any objects or stones at any body
- Do not fight while playing
- Report all the accidents to the teacher immediately

**Activity**

1. Name some safe games?
2. State some safety rules while playing?
3. Why should you not play in a crowded playground?
4. Name some objects that can cause injury?
5. You should always wait for your \_\_\_\_\_.

1076 NADI SANGAM SCHOOL  
WEEKLY HOME STUDY PACKAGE #5

SUBJECT: SOCIAL STUDIES

YEAR/ LEVEL: 3

STRAND 3	Money
CONTENT LEARNING OUTCOME	Demonstrate the importance of saving.
TOPIC	<u>Spending and saving money.</u>

**Spending and saving money**

- **Income** - Money received as salary or wages is regarded as income. When you work for someone and in return they give you money for the work you have done is called income
- **Expense** = money that you use from your income to buy things for yourself such as food or pay for bills is called expense • Saving - left over money from your spending / expense is called saving
- **Budget** - is the plan that we make to save money.



**Activity**

1. What is income?
2. How can you save money?
3. If you have \$5 and buy an ice-cream for \$2. The how much is your savings?
4. Why is it important to save money?
5. What is budget?