

## Reading 1

### A Rainy Day

It was a rainy day. The children could not go out to play. So Lucy, Zeny and Perla stayed in the house.

"Let us cut out paper fruits for our store Lucy."

So the girls got their paper, scissors and crayons. Lucy cut out 5 apples. She colored them red. Zeny cut out 6 mangoes. She colored them yellow. Perla cut out 4 guavas. She colored them green. Then they counted their paper fruits.

"Now we have many pretty paper fruits for our store," said Perla.

**Comprehension:** Question 1- answer in complete sentences

**A Rainy Day**

1. What kind of day was it?

\_\_\_\_\_

2. How many girls were in the story?

\_\_\_\_\_

3. Where did the girls stay?

\_\_\_\_\_

4. What did Lucy cut out?

\_\_\_\_\_

5. What colour were the apples?

\_\_\_\_\_

6. What did Zenny cut out?

\_\_\_\_\_

7. What colour were the mangoes?

\_\_\_\_\_

8. Who cut out the guava?

\_\_\_\_\_

9. How many paper fruits did they have in all?

\_\_\_\_\_

10. Where would they put their paper fruits?

\_\_\_\_\_

**Find the correct words from the story**

erpap \_\_\_\_\_ unedct- \_\_\_\_\_

dsaeyt \_\_\_\_\_ avuga \_\_\_\_\_

**Fill in the gaps.**

1. It was a \_\_\_\_\_ day.

2. So the girls took out their paper, scissors and \_\_\_\_\_.

3. Then they \_\_\_\_\_ their paper fruits.

**1078 UCIWAI SANGAM SCHOOL**  
**YEAR 3 MATHEMATICS**  
**WEEKLY HOME STUDY PACKAGE 5**

**PATTERNS-NUMBER PATTERNS**

Example :2,5,8,11,14 This is a two more pattern(+ 2)  
10,8,6,4,2,0 This is a two less pattern ( -2)

Complete the list and describe the pattern.

a. 2,3,4,\_\_\_\_,\_\_\_\_,\_\_\_\_,\_\_\_\_\_

What is the pattern? \_\_\_\_\_

b. 4,7,10,\_\_\_\_\_,\_\_\_\_\_,\_\_\_\_\_,\_\_\_\_\_,\_\_\_\_\_

What is the pattern? \_\_\_\_\_

c. 7,9,11,13,\_\_\_\_\_,\_\_\_\_\_,\_\_\_\_\_,\_\_\_\_\_

What is the pattern? \_\_\_\_\_

d. 5,8,11,14,\_\_\_\_\_,\_\_\_\_\_,\_\_\_\_\_,\_\_\_\_\_

What is the pattern? \_\_\_\_\_

e. 5,10,15,20,\_\_\_\_\_,\_\_\_\_\_,\_\_\_\_\_,\_\_\_\_\_

What is the pattern? \_\_\_\_\_

f. 10,20,30,\_\_\_\_\_,\_\_\_\_\_,\_\_\_\_\_,\_\_\_\_\_

What is the pattern? \_\_\_\_\_

Translate given phrases into algebraic expressions.

For example: 3 times f =  $3 \times f$

1. 4 is added to p

Answer: \_\_\_\_\_

2. Take away 2 from q

Answer: \_\_\_\_\_

3. Sum of 8 and z

Answer: \_\_\_\_\_

4. 9 minus h

Answer: \_\_\_\_\_

5. Product of 3 and y

Answer: \_\_\_\_\_

6. 6 less than r

Answer: \_\_\_\_\_

**1078 UCIWAI SANGAM SCHOOL**  
**WEEKLY HOME STUDY PACKAGE 5**  
**YEAR 3 –HEALTHY LIVING**

**UNIT 13: SAFE PLACES**

1. If you are lost in town, or in a bigger place in a city, look for a policeman or any security guard to assist you.
2. If you have lost track in a forest, remember that you need to move in a circle path so that you don't wander far away. If you find a river/creek follow the river down because it will bring you to the sea shore.
3. If you are not feeling too well, see the nearest nursing station/health centre/hospital for treatment.
4. You need to be strong if you are lost.

**DISCUSSION**

You are to discuss with your parents the services provided in your community ( like health centre, police station, post office, fire station, village elders, religious leaders) and what other services they provide you with.

**ACTIVITY 12**

In the table below, write down the services provided.

Nursing station/health centre/hospital	Medical services
Police station	
Post office/post agency	
Fire station	
Religious leaders	
Teachers	
Friend	

## UNIT 14: SAFETY WHILE PLAYING

**Play safe games and choose a safe place to play.**

1. Always keep the play area clean and safe.
2. Pick up rubbish and put them in the rubbish bins.
3. Place other objects that may cause injury in a safe place.
4. Use safe equipment.
5. Do not run round corners and in crowded playground.
6. Do not push anyone and wait for your turn.
7. Do not throw stones.

ACTIVITY: Task 1

Children to move around play area and note down the objects that may cause injuries while playing.

--	--	--	--

**Draw and colour their safe play area/playground and write down few things of taking care of it.**

--

UCIWAI SANGAM SCHOOL

YEAR 3

WEEKLY HOME STUDY PACKAGE 5 NAME: \_\_\_\_\_

HINDI

Activity:

1. Matras: सभी अक्षरों में दिए गए मात्रा लगाओ ।

रै ब म त ह प

दा सा गा का प

2. Vocabs: Write with four different colours.

दयालू \_\_\_\_\_

निर्दयी \_\_\_\_\_

न्याय \_\_\_\_\_

प्रसिद्ध \_\_\_\_\_

हंस \_\_\_\_\_

3. Reading: सिद्धार्थ की दया

एक राजकुमार था, जिसका नाम सिद्धार्थ था । वह तो बहुत दयालू था, पर उसका भाई देवदत्त बड़ा निर्दयी था ।

एक दिन बाग में दोनो खेल रहे थे । इतने में उन्होंने देखा कि आकाश में हंस उड़े जा रहे हैं । सिद्धार्थ उन्हें खुशी से देख रहा था । इतने में ही एक हंस को तीर लगा । वह पंख फड़फड़ाते जमीन पर आ गिरा ।

सिद्धार्थ ने दौड़ कर हंस को गोदी में उठा लिया और उसकी छाती में से तीर खींच कर बाहर निकाल लिया। हंस को होश हुआ। उसने आँखें खोलीं तो देखा कि सिद्धार्थ की आँखों से आँसू बह रहे थे।

इतने में देवदत्त आ पहुँचा। आते ही बोला, “यह हंस मेरा है मैं ने इसे तीर मार कर गिराया है।”

सिद्धार्थ - हंस मेरा है, मैं इसे न दूँगा।

देवदत्त - तीर मार कर तो मैं ने गिराया है, तब यह तुम्हारा कैसे हो सकता है ?

सिद्धार्थ - पर उसके शरीर में से तीर तो मैं ने निकाला है। तब बताओ कि यह हंस उस का हुआ जो उसे जिला दे या उसका, जो कि उसे मारे।

दोनों लड़ते-लड़ते राजा के पास गए।

सिद्धार्थ - राजा जी, हमारा न्याय करिए।

देवदत्त - यह हंस मेरा है, मैं ने तीर मार कर इसे गिराया है।

सिद्धार्थ - नहीं यह हंस मेरा है, मैं ने इसकी जान बचाई है।

राजा ने हंस सिद्धार्थ को सौंप दिया। दयालु राजकुमार सिद्धार्थ आगे चल कर गौतम बुद्ध के नाम से प्रसिद्ध हुआ।

4. Questions: सही जवाब लिखो ।

१ देवदत्त कैसा लडका था ?

---

२ सिद्धार्थ कैसा लडका था ?

---

३ देवदत्त ने किसे तीर मार कर गिराया ?

---

४ जब हंस को तीर लगा तब क्या हुआ ?

---

५ सिद्धार्थ ने हंस को उठा कर क्या किया ?

---

६ हंस किस का था । देवदत्त का यह सिद्धार्थ का ?

---

७ राजा का क्या न्याय था ?

---

८ आगे चल कर सिद्धार्थ क्या कहलाया ?

---

5. विपरीत (उल्टा अर्थ वाले) शब्द लिखो ।

क. न्याय \_\_\_\_\_ ख. हँसना \_\_\_\_\_ ग. आकाश \_\_\_\_\_

घ. होश \_\_\_\_\_ च. दयालू \_\_\_\_\_ छ. राजकुमार \_\_\_\_\_

**1078 UCIWAI SANGAM SCHOOL**  
**YEAR 3 –SOCIAL STUDIES**  
**WEEKLY HOME STUDY PACKAGE 5**

**Strand 3: Place and Environment**

**Lesson 1 My Home**

- My home is where I belong.
- The people that I live with at home are my family members.
- A home is a place where a person or a family or a household lives.



ITAUKEI FAMILY




INDIAN FAMILY



CHINESE FAMILY

**Activity 1: Me at home**

1. Draw and colour yourself in the circle.
2. Draw, colour and write six things you do to **help** at home.



**UCIWAI SANGAM SCHOOL**  
**WEEKLY HOME STUDY PACKAGE 5**  
**KALASI : 3**

<b>SUBJECT : <u>VOSA VAKAVITI</u></b>	<b>YACAMU:</b>
<b>STRAND : <u>1 Wilivola</u></b>	
<b>SUB STRAND : <u>1.1 Wilivola kei na volavola</u></b>	

Na Vola Yatuvosa

**A. Wilika ka Digitaka na vosa e dodonu ka vola.**

1. Oqo na \_\_\_\_\_aka. E tiko edua na neitou Tinani \_\_\_\_\_aka.

Va

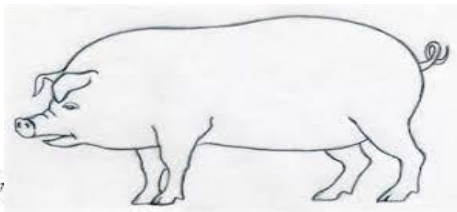


Ve

Vi

Vo

Vu

E roka loaloa na neitou \_\_\_\_\_aka.



2. Oqo e dua \_\_\_\_\_. E dau kana vinaka na \_\_\_\_\_.

Ika


Ike

Iki

Iko

Iku


E roka dromodromo na \_\_\_\_\_



3. Oqo na ma\_\_\_\_\_vusi. E dau kose na ma \_\_\_\_\_vusi.

Na Ne Ni No Nu

E roka qeleqelea ka vulavula na yavani neitou \_\_\_\_\_.



4. Oqo na Be\_\_\_\_\_. E dau sio na Be\_\_\_\_\_

ka ke ki ko ku

E roka damudamu na Be\_\_\_\_\_



5. Oqo na Vo\_\_\_\_\_. E dau taleitaka na kana co na Vo \_\_\_\_\_.

dra dre dri dro dru

E roka drokadroka na Vo\_\_\_\_\_



## **WILIKA NA ITALANOA**

**KO VITI**

**NA YATU YANUYANU**

**SA LEVU KINA NA KA**

**SA YAGA KI VEI KEDA**

**MOLI JAINA**

**UVI UTO DALO**

**KUMALA TAVIOKA**

**IVI KEI NA NIU**

**Droinitaka ka rokataka na veika ko rawa ni wilika mai na talanoa:**

**Wiika , Vola ka Droinitaka na yatuvosa koto qori era:**

1. E rau veitau qalo tiko ko Paula kei Nato.

**E rau veitau qalo tiko ko Paula kei Nato**

---

---

2. Oqo            na            neitou            koronivuli .

**Oqo            na            neitou            koronivuli**

---

---

**1078 UCIWAI SANGAM SCHOOL**  
**YEAR 3 – ELEMENTARY SCIENCE SOLUTION**  
**WEEKLY HOME STUDY PACKAGE 5**

## Lesson 1: Energy sources and its transfer

### QUESTIONS

1. What is the main source of solar energy?

**The sun is the main source of energy.**

2. What is wind power?

**Wind power is the conversion of wind energy into a useful form of energy, such as using wind turbines to make electrical power, windmills for mechanical power and wind pumps for water pumping.**

3. What is an advantage of wind energy?

**It is free and safe.**

4. When will wind mills not be useful?

**When there is no strong wind blowing.**

5. Apart from solar energy and wind energy, list at least 2 other types of energy.

**Hydro power/water energy**

**Wave power**

6. Name one Fiji's largest hydro dam?

**The Monasavu Hydro.**

7. List 3 examples of fossil fuel

**kerosene**

**benzene**

**gas**

8. State 2 uses of electricity in the following areas

home	school	Community
<b>Electricity for light.</b>	<b>Water heater for school canteen.</b>	<b>Benzene for light.</b>
<b>Electricity for cooking</b>	<b>Petrol for school generator.</b>	<b>Electricity for cooking.</b>