

1009 NAVOLI SANGAM SCHOOLENGLISHYEAR 3

Strand:	Reading and Viewing
Sub-strand:	Language learning processing and Practising
Content learning outcome:	Read the sentences given with understanding.

Topic: Mixed Up Sentences. Here are some lines of words. They are mixed up. Make them into good sentences.

1. **Mixed up:** The cat little up ran tree the.
Correct: The little cat ran up the tree.
2. **Mixed up:** The on children play grass the.
Correct: The children play on the grass.

Activity: Read the following lines and make them into good true sentences.

- 1) A runs dog after the goat.

- 2) aeroplane An flies the in sky.

- 3) Mother line on clothes puts the the.

- 4) A village in truck is the.

- 5) There food is market in some the.

- 6) The crying her for baby is mother.

- 7) Father fishing on Friday goes.

- 8) They truck the drove village new the to.

- 9) They on go to school Saturday.

- 10) A man sleeping sick bed is on the.

1009 NAVOLI SANGAM SCHOOL


HOMESTUDY PACKAGE 4

YEAR 3- MATHS

Strand:	Measurements
Sub-strand:	Volume and Capacity
Content learning outcome:	Express capacities using the non-standard units and standard units of measure.

Topic: Volume and Capacity

Activity



Collect some large containers, bucket, a bowl, jar etc.

1. Guess how many litres each container will hold.
2. Pour 1 litre of water into each container.
3. Use the litre and half litre measures. Find the capacity of each.

Was your guess correct?

Container	Guess in litres	Measure in litres	Error in litres
Example: Bucket	15 litres	20 litres	(Difference between guess in litres and measure in litres) (20 - 15 = 5) 5 litres
a.)			
b.)			
c.)			

HSP 4

--	--	--	--

1009 NAVOLI SANGAM SCHOOLELEMENTARY SCIENCEYEAR 4


Strand	Energy
Sub Strand	Forces
Content Learning Outcome	Investigate and record situations where pushes, pulls and twists moves objects.

Forces

1. Energy is used to make things happens in our world, that is, from driving a machine or kicking a ball.
2. Whenever energy is used it involves forces.
3. Forces – makes things move.
4. There are 3 types of forces. They are push, pull and twist or turn.
5. You cannot see forces but can only see what forces can do.



Push



Pull



Twist/Turn

Activity Complete the table.

	Push	Pull	Twist
Close the door			
Open the window			
Take the wheelbarrow			
Close /open the bottle			
Kick the ball			
Open the door			
Sweep the floor			
Mop the floor			

1009 NAVOLI SANGAM SCHOOLHEALTHY LIVINGYEAR 3

Strand	Personal And Community Health
Sub Strand	Personal Hygiene and Sanitation
Content Learning Outcome	Explore and practice personal health and hygiene behaviours


Junk Food

1. Junk food are bad.
2. They are bad for our health.
3. Junk food are also bad for our teeth.
4. They make our teeth decay.
5. Some junk foods are lollies, bongo, twisties, chocolate

Good Mealtime Habits

1. No talking while eating.
2. Chew your food properly before shallowing.
3. Don't play with spoon or fork.
4. Wash your hands before eating.

Activity: Draw 5 foods that are bad for our teeth.



1009 NAVOLI SANGAM SCHOOL

HINDI

YEAR 3-

STRAND	
SUB STRAND	
CLO	

 & ■ □ ■ **Singular and Plural**


































☞&♠♣ ■ ♠△ ♠⚡♦♠♣ ■ ♀■☯■△ &△ ○♦♣🖱️ ♂

♂💀≡♦ 📺

- [illegible]

✌️ ⚡️ ⚡️ ☯️ 📄 📄

(Example)



⌘ ⚡ ➜ ♀ ➜ 🐍👁️👤 ⚡ □ & ☯️ ❖ ⚡ ❖ ❖ ♪ ▣ ⌘ ● ⌘ ♦ ➜ 🌸

[illegible]

[illegible]

[illegible]

[illegible]

1009 NAVOLI SANGAM SCHOOLSOCIAL STUDIESYEAR 3

Strand	Place and Environment
Sub Strand	Features of Places
Content Learning Outcome	Compare and contrast the features and functions of homes and schools

My School

1. A school is a place for learning.
2. In the school we have big buildings where classrooms are.
3. Students are grouped into classes and each class has a teacher.
4. Teachers teach to students to read and write.
5. Teachers also teach students how to behave, how to live together with other students and how to take good care of their classrooms.
6. The Head Teacher leads the teachers and students.

Activity Me and My School

1. My school is _____.
2. I am in Year _____.
3. My teacher is _____.
4. Our Head Teacher is _____.
5. There are _____ teachers in my school.
6. Draw and colour your school.

