

2034 NANUKU SANGAM SCHOOL
LESSON NOTES
WORKSHEET 5- 2021

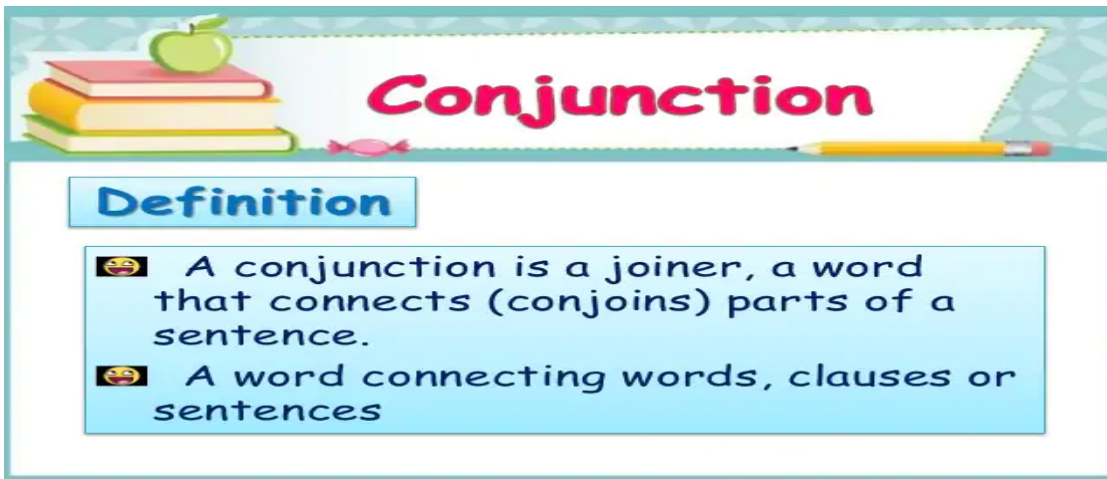
Subject: English

Year: 3

Name: _____

Strand: Listening & Speaking.

Content Learning Outcome: Construct simple sentences and expressions with variety of sentence beginners and appropriate linking devices to express ideas.



Conjunction

Definition

😊 A conjunction is a joiner, a word that connects (conjoins) parts of a sentence.

😊 A word connecting words, clauses or sentences

Examples:

and, because, so, although, since, etc.

1. The children were thirsty. The sun was hot. (Join the two sentences using *because*)
- The children were thirsty **because** the sun was hot.

Activity- Join the sentences using the word in the bracket.

1. Jone was tired. He slept early. (and)

Jone was tired and he slept early.

2. We went out to play. It was raining. (although)

We went out to play although it was raining.

3. Epeli was late to school. He missed the bus. (because)

Epeli was late to school because he missed the bus.

4. My parents were happy. They bought our ice-cream. (so)

My parents were happy so they bought our ice-cream.

5. The teacher was angry. The classroom was still dirty. (since)

The teacher was angry since the classroom was still dirty.

2034 NANUKU SANGAM SCHOOL
LESSON NOTES
WORKSHEET 5 -2021

Subject: Mathematics
Week : 5

Year/Level: 3

Name: _____

Strand	Algebra
Sub-Strand	Patterns
Content Learning Outcome (CLO)	Create, identify and describe simple number patterns and make predictions using these patterns.


Number Pa

- A list of numbers that follows a sequence or pattern


sequences

Sequences may be ordered in many ways.


shape




shape and colour



colour and rotation



number and rotation



number by addition (arithmetic sequence)

+2 2, 4, 6, 8, 10, 12, 14, ...

number by multiplication (geometric sequence)

x 2 2, 4, 8, 16, 32, 64, 128 ...

© Jenny Eather 2014

arithmetic sequence

+3 1, 4, 7, 10, 13, 16, 19, 22, 25, 28, ...

-3 15, 12, 9, 6, 3, 0, -3, -6, -9, -12, -15 ...

+10 5, 15, 25, 35, 45, 55, 65, 75, 85, 95, 105 ...

-10 100, 90, 80, 70, 60, 50, 40, 30, 20, ...

multiples are an arithmetic sequence

+2 2, 4, 6, 8, 10, 12, 14, 16, 18, 20, ...

+5 5, 10, 15, 20, 25, 30, 35, 40, 45, 50, ...

+10 10, 20, 30, 40, 50, 60, 70, 80, 90, 100, ...

increasing ●
decreasing ●

© Jenny Eather 2014

Activity: Complete the pattern below.

1. 2, 4, 6, 8, 10, 12, 14
2. 3, 6, 9, 12, 15, 18, 21.
3. 5, 7, 9, 11, 13, 15, 17

4. ○, △, □, _____, _____
5. ☆, ☺, ⬡, _____, _____
6. 20, 30, 40, 50, _____, _____

2034 NANUKU SANGAM SCHOOL
LESSON NOTES
WORKSHEET 5- 2021

Subject: Veika Vaka-viti

Year: 3

Name: _____

STRAND	Na iVakarau Vakavanua
Sub- Strand	I Tovo vakavanua
Content Learning outcome	Cavuta ka matanataka eso na itovo vakavanua era sa kila rawa tu se sa qai vulici.

Cakacaka Lavaki

Vola sobu e so na i tovo rakorako se vakarokoroko e dodonu mo dau vakaraitaka e na veigauna kece sara.

1. Vakabula se vakayadra vei ira na vulagi o sotava.
2. Mo dau tama ni bera ni ko curu e na dua na vale.
3. Talairawarawa vei rau na nomu itubutubu kei ira na qase cake.
4. Dau vakavinavinaka ni dua na ka e soli vei iko.
5. Dau rogo ni ko kacivi.
6. Tokara na i sulu e rakorako.
7. Dau dina e na veigauna kece.

b. Vola sobu e so na itovo se i vakarau e veibeci ka sega nida kilai tani kina na itaukei.

1. Kaikaila kei na vakasausa e loma ni koro.
2. Šauma lesu na nodra vosa na qase.
3. Qito e loma ni koro.
4. Vakatarusese na yalewa e loma ni koro.
5. Vaka isala e loma ni koro

**2034 NANUKU SANGAM SCHOOL
SOLUTION
WORKSHEET 5 -2021**

Subject: Healthy Living

Year: 3

Name: _____

Strand 3	SAFETY
Sub-Strand 1	PERSONAL SAFETY
Content Learning Outcome (CLO)	Recognize the need to follow rules in order to ensure their own safety and safety of others.

NOTES : Safe Places

1. If you are lost in town or in a bigger place in a city, look for a policeman or any security guard to help you.
2. If you have lost track in a forest, remember that you need to move in a circle path so that you don't wander far away.
3. If you find a river/creek follow the river down because it will bring you to the seashore.
4. If you are not feeling too well, see the nearest nursing station/health centre/hospital for treatment.
5. You need to be strong if you are lost.

ACTIVITY

Discuss with your parents and older siblings the services provided in your community and what are the services they provide you with.

In the table below, write the services they provide.

Nursing station/ hospital	Medical services.
Police Station	Security and crime purpose
Post Office	For posting mails
Fire Station	For fire purpose
Turaga Ni Koro	For guiding the villagers
Religious Leaders	For praying, wedding and death
Teachers	Teaching children
Friends	For support

**2034 NANUKU SANGAM SCHOOL
SOLUTION
WORKSHEET 5-2021**

Subject: Hindi **Year: 3** **Name: _____**

Strand लिखना एवं निर्माण करना

Sub Strand भाषा की विशेषताएँ एवं नियम

CLO क्रिया और संज्ञा को निर्माण और पहचान करना

क्रिया (verb)

जिस शब्द से कोई काम करने का बोध होता है।

जैसे: पढ़ना, नाचना, कूदना, झूलना आदी।

अभ्यास (Activity)

नीचे दिए गए वाक्यों में से क्रिया शब्द को गोला करो। (circle the verb in each sentence)

1. सरस **ढँडती** है।
2. राम फल **खाता** है।
3. बच्चा **री** रहा है।
4. सेमी नदी में **तीर** रहा है।
5. वह घोड़े पर **बैठा** है।

दिए गए शब्दों में से सही जवाब चुन कर लिखो

(Choose the correct answer from the list provided)

1. रमन खाट पर **सो** रहा है ।
2. उस जगह पर मत **बैठना** ।
3. आप कब शहर **जाओगे** ।
4. नीलम भोजन **पका** रही है।
5. हमारा झण्डा **लहरा** रहा है।



**2034 NANUKU SANGAM SCHOOL
SOLUTION
WORKSHEET 5 -2021**

Subject: Social Studies

Year: 3

Name: _____

Strand 3	PLACE AND ENVIRONMENT
Sub-Strand 2	PEOPLE AND CARE OF PLACES
Content Learning Outcome (CLO)	Formulate basic rules for home resources and explain why these rules are important.

NOTES : School Rules

1. Wear clean uniform to school.
2. Bring a handkerchief every day.
3. Wear sandals to school to protect your feet.
4. Put your rubbish in the bins provided.
5. Learn to give way to others especially adults.
6. Come to school on school days.
7. Throw all rubbish in the rubbish bin.
8. Keep school compound neat, clean and beautiful.

ACTIVITY

1. Write 2 more important school rules that you think should be included to the rules above.
 - a) **Don't steal others properties.**
 - b) **Don't swear at others.**
2. Do you think it is important to follow the school rules? **YES/ NO**
3. Why? **So that we can maintain the childrens behaviour**
4. What will happen to you if you do not follow the school rules?

I will _____

- A. be counselled
 - B. remove the rules
 - C. change the rules
 - D. be advised on the importance of school rules.
5. How often does you r teacher reminds you of the school rules?
 A. Daily B. Weekly C. Monthly D. Termly
 6. Is there a copy of the school rules in your classroom?
 A. Yes B. No C. May be D. Not sure



**2034 NANUKU SANGAM SCHOOL
SOLUTION
WORKSHEET 5 -2021**

Subject: Elementary Science

Year: 3

Name: _____

STRAND	Matter
SUB-STRAND	Properties of some materials
CONTENT LEARNING OUTCOME	Children to understand that the nature of materials are used to describe its properties.

Lesson Notes

Nature of materials are used to describe its properties. For example: what it looks like, feels like, its colour and shape

1. An object has different properties such as:

- Colour - Strength - Texture
- Smell - Hardness - Magnetism (ability to attract)
- Elasticity (object or material to go back to its normal shape after stretching)
- Malleability (means able to be pressed into shape without breaking or cracking)
- Flexibility (ability to bend without breaking)

2. Here are some materials that we can look at:

Name of material	Their Properties
Plastic	Soft, light, water proof, easily folded and unfolded
Wood	Strong, hard, brown in colour
Glass	Transparent, fragile, hard and brittle
Rubber band	Stretchable
Water	Liquid, tasteless, no smell, colourless

Questions

Draw and Colour

A) Plastic

B) Wood

C) Glass

D) Rubber band

E) Water



