	<b>MADHUVANI SANGAM PRIMARY SCHOOL</b>		
	<b>WEEKLY HOME STUDY PACKAGE 5</b> <b>COVID- 19 (EXTENDED SCHOOL BREAK)</b>		
<b>SUBJECT</b>	<b>ENGLISH</b>	<b>YEAR</b>	<b>5</b>
<b>NAME</b>		<b>ADDRESS</b>	

<b>STRAND</b>	Reading and Viewing
<b>SUB-SRAND</b>	Language Learning Process And Strategies
<b>CONTENT LEARNING OUTCOME</b>	Explore and discuss a range of strategies to detect main ideas in a variety of text

### Comprehension

#### **Artificial Respiration Saves Lives**

One Saturday morning, three boys went down to the river for a swim. Timoci, who was always boasting that he was a good swimmer, jumped in the water first, followed by Jone and Akuila. The current that day was very strong as it was raining for the whole week. After playing for about thirty minutes, the boys decided to return home. Just as Timoci was swimming towards the river bank, his leg got stuck on a log. He gasped for breath but to no avail. Akuila seeing what was happening to his friend, screamed for help, while Jone was trying to help Timoci. Luckily Akuila's dad heard them and rushed to the river. He brought Timoci to the river bank and performed CPR on him. Thankfully, he survived the **ordeal**.

Below is the procedure that Timoci's dad used.

#### **ARTIFICIAL RESPIRATION**

1. Clean the **air passage** by turning the head sideways and **inserting** a finger in the mouth.
2. Hold the **victim**'s nose with the thumb and the first finger. Pull the head backwards.
3. Take a deep **breath** and blow gently into the victim's mouth.
4. Look, listen and feel breathing. See if the **abdomen** and chest rise and fall.
5. Continue breathing into the victim if they do not start breathing on their own.

#### Week 6 Activities

##### Sequencing Order

Write down a set of instructions to bandage a wound (cut). You should have 4 – 5 steps. Start each of the instructions with a verb.

1. \_\_\_\_\_  
\_\_\_\_\_
2. \_\_\_\_\_  
\_\_\_\_\_
3. \_\_\_\_\_  
\_\_\_\_\_

4. \_\_\_\_\_  
\_\_\_\_\_
5. \_\_\_\_\_  
\_\_\_\_\_

### Week 7 Activities

**Read the given comprehension passage and answer the following questions.**

#### **Tom's Day**

On Sunday, Tom gets up at 10 o'clock. Then he reads his newspaper in the kitchen. He has breakfast at 11.30am and then he telephones his mother in Scotland.

In the afternoon, at 1.00 pm, Tom plays tennis with his sister and after that, they eat dinner in a restaurant. At 6.00 pm, Tom swims for one hour and then he goes by bike to his brother's house. They talk and listen to music.

Tom watches television in the evening and drinks a glass of warm milk. He goes to bed at 11.30 pm

**Answer the following questions.**

1. Where does Tom have breakfast?

\_\_\_\_\_  
\_\_\_\_\_  
\_\_\_\_\_

2. Who does he telephone in the morning?

\_\_\_\_\_  
\_\_\_\_\_  
\_\_\_\_\_

3. Where does his mother live?


\_\_\_\_\_  
\_\_\_\_\_  
\_\_\_\_\_

4. What time does he play tennis with his sister?

\_\_\_\_\_  
\_\_\_\_\_  
\_\_\_\_\_

5. How long does Tom swim for?

\_\_\_\_\_  
\_\_\_\_\_  
\_\_\_\_\_

	<b>MADHUVANI SANGAM PRIMARY SCHOOL</b>		
	<b>WEEKLY HOME STUDY PACKAGE 5</b> <b>COVID- 19 (EXTENDED SCHOOL BREAK)</b>		
<b>SUBJECT</b>	<b>MATHS</b>	<b>YEAR</b>	<b>5</b>
<b>NAME</b>	<b>ADDRESS</b>		

<b>STRAND</b>	Measurement
<b>SUB-SRAND</b>	Time/Temperature
<b>CONTENT LEARNING OUTCOME</b>	Interpret time (1 minute duration) using digital and analogue clocks and plan sequence of events accordingly and distinguish between “am” and “pm”.

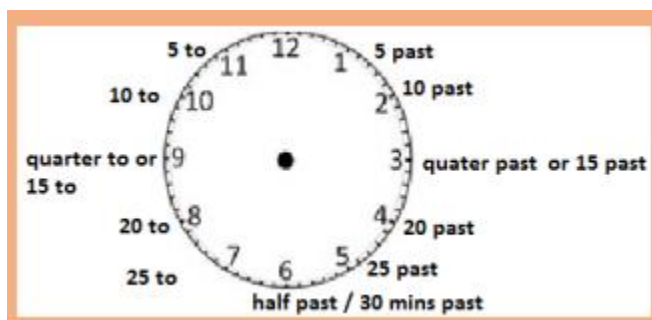
(Contin)

### Time/Temperature

Am/Pm Time ( "12 Hour Clock")

The day is split into:

- \* The 12 Hours running from Midnight to Noon (the **am** hours). ‘**am**’ is short form of *ante meridiem* this means “before midday”
- \* The other 12 Hours running from Noon to Midnight (the **pm** hours); ‘**pm**’ is short Form of *post meridiem* this means “after midday”

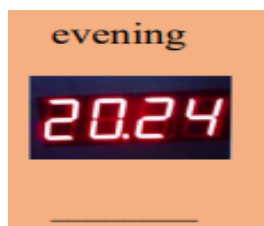


### Week 6 Activities

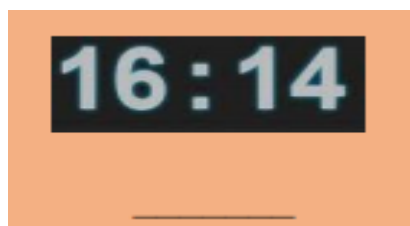
Write digital time using am and pm.



a.



b.



c.

2.a.



b.



c.



### Week 7 Activities

1.

Solve these problems.

- a. Mrs Runam, nurse started duty at 5:30 pm. She finished 8 hours later. What time she finish her work?

b.




At this time in the afternoon Mrs Marau places the cake in her oven. The baking time is 50 minutes. What time should she take the cake out of the oven?

- c. Pene started work at 8:30 am and finishes at 3.30pm. How long did he work if he had half an hour off for lunch?

a.

b.

c.

	<b>MADHUVANI SANGAM PRIMARY SCHOOL</b>		
	<b>WEEKLY HOME STUDY PACKAGE 5</b> <b>COVID- 19 (EXTENDED SCHOOL BREAK)</b>		
<b>SUBJECT</b>	<b>HEALTHY LIVING</b>	<b>YEAR</b>	<b>5</b>
<b>NAME</b>		<b>ADDRESS</b>	

<b>STRAND</b>	Safety
<b>SUB-SRAND</b>	Personal safety
<b>CONTENT LEARNING OUTCOME</b>	Distinguish between prescribed and over counter drugs

### Unit 18: Effects of Ingesting or Inhaling Household Products



#### Examples of Household products

- Detergents
- Fresheners
- Toilet cleaners

1. Household products used for cleaning and cooking must be labeled clearly.
2. It should be stored in a safe place away from the reach of children.
3. Household products are dangerous for health.
4. Drinking or inhaling household products can kill us.

Glue sniffing is a common problem in schools today.

The fumes can cause brain injury.



### Week 6 Activities: Short Answers

1. List some harmful products.

---

---

---

2. Why can be household products dangerous?

---

---

---

3.What are the effects of using drugs?

---

---

---

4.How can drinking detergent be harmful?

---

---

---

### **Week 7 Activities**

1.Name some household detergents.

---

---

---

2.Why should we label properly all the household detergents used for cleaning?

---

---

---

3.How is glue sniffing harmful to our health?

---

---


---

4.What should you do if by mistake you drink kerosene?

---

---

---

	<b>MADHUVANI SANGAM PRIMARY SCHOOL</b>		
	<b>WEEKLY HOME STUDY PACKAGE 5</b> <b>COVID- 19 (EXTENDED SCHOOL BREAK)</b>		
<b>SUBJECT</b>	<b>HINDI</b>	<b>YEAR</b>	<b>5</b>
<b>NAME</b>		<b>ADDRESS</b>	

### Week 6 Activities

व्याकरण इन वाक्यों को पूरा करो:

पर	बहुत	गई	जाएगा	रहा
रोती	के	की	आई	लिखती

१. गीता चिट्ठी ----- है ।

२. लीला की माँ ----- है ।

३. उसका घर नदी ----- किनारे है ।

४. उस ----- टोपी गिर गई ।

५. बच्ची भूख से ----- है ।

६. निखिल गाना गा ----- है ।

७. रमेश तो अभी पाठशाला ----- ।

८. उसके घर में आग लग ----- ।

९. वह ----- अच्छा है ।

१०. हमें गरीबों ----- दया करनी चाहिए ।

## Week 7 Activities

### विलोम शब्द (opposite)

क. इन शब्दों का विलोम शब्द के बगल वाले अक्षर पर गोलाकार निशान बनाइए ।

१. अच्छा

क बुरा              ख अच्छाई              ग अच्छी              घ असली

२. जी हाँ

क ही              ख हूँ              ग जी नहीं              घ जी हा

३. उतरा

क चढ़ा              ख चढ़ी              ग कुदा              घ दीड़ा


४. आज

क अभी              ख बीता              ग कल              घ रात

५. रात

क दिन              ख रात्ती              ग अन्धेरा              घ रैन



	<b>MADHUVANI SANGAM PRIMARY SCHOOL</b>		
	<b>WEEKLY HOME STUDY PACKAGE 5</b> <b>COVID- 19 (EXTENDED SCHOOL BREAK)</b>		
<b>SUBJECT</b>	<b>SOCIAL STUDIES</b>	<b>YEAR</b>	<b>5</b>
<b>NAME</b>		<b>ADDRESS</b>	

<b>STRAND</b>	Places and Environment
<b>SUB-SRAND</b>	People and Care of Places
<b>CONTENT LEARNING OUTCOME</b>	Formulate ways people in Fiji use their land

(Contin)

How land has been misused?

- ✗ Slash and burn forest to clear land
- ✗ Deforestation
- ✗ Use chemicals to kill weeds

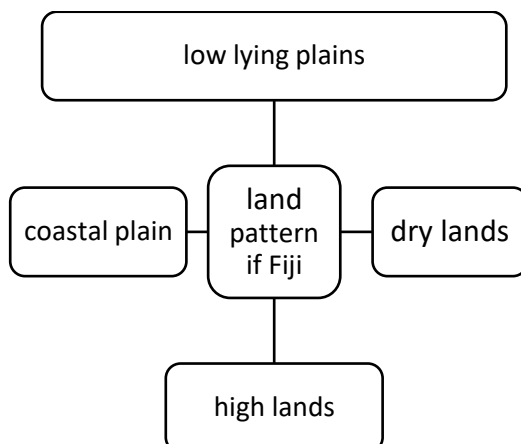
How to conserve land?

- ✓ Weed to clear land
- ✓ Don't use chemicals
- ✓ Do terrace farming
- ✓ Do contour farming

### Use and Management of Resources

#### Patterns of Land Use

The Western side of Viti Levu is dry but has fertile soil.  
The Southern and Eastern parts of Viti Levu are usually wet.  
Vanua Levu has humid climate.



1. Highlands- mountainous land.
2. Coastal plains- a flat low lying area near the sea.
3. Humid- high amount of water vapour.

***Sangam Education Board – Online Resources***

4. Vegetation- the plants of an area.

### Land Resources in Fiji

Resources- are things that satisfy our needs in

#### Basic needs

- ✓ Food
- ✓ Air
- ✓ Water
- ✓ Shelter and clothes.

#### Types of Land Resources

Land - we plant food, root crops, trees, fruits

Minerals resources

Water

More land resources are used when population increases to satisfy our needs and wants.

#### Bad practices on the use of resources

- ✗ Logging
- ✗ Burning forest
- ✗ Water Pollution
- ✗ Dumping rubbish
- ✗ Burning rubbish
- ✗ Use of fertilizers

### **Week 6 Activities**

#### Matching

	Column 1	Answer		Column II
1	resources		A	The amount of water vapour
2	vegetation		B	Low lying area near the sea
3	humid		C	Used to satisfy needs and wants
4	Coastal plain		D	Mountainous land
5	highlands		E	The plants of an area

### **Week 7 Activities**

1. List the types of land in Fiji.

\_\_\_\_\_, \_\_\_\_\_, \_\_\_\_\_ and \_\_\_\_\_

2. List the needs of our life. \_\_\_\_\_

\_\_\_\_\_

3. How have man damaged our land resources.

\_\_\_\_\_

\_\_\_\_\_

4. How is burning forest harmful to the natural environment?

\_\_\_\_\_



# MADHUVANI SANGAM PRIMARY SCHOOL

## WEEKLY HOME STUDY PACKAGE 5 COVID- 19 (EXTENDED SCHOOL BREAK)

<b>SUBJECT</b>	<b>VOSA VAKA VITI</b>	<b>YEAR</b>	<b>5</b>
<b>NAME</b>		<b>ADDRESS</b>	

### WASE 9

### NA MATANIVANUA

Ko ira na matanivanua era daunivosa ka ni ra gusu ni vosa nei koya na turaga. Era gusu macala na matanivanua ka ra kilai keda sara vakavinaka na leweniyavusa kei ira tale ga na leweniyavusa tale e so. E kena i balebale ko ya nira kila talega vakavinaka na keda i cavuti. Sa nona i tavi na matanivanua me vakadodonutaka e dua ke baleca na ka e cakava e na noda koro se tausabalia na vosa e tauca nida tiko levu. E dau rogoci ka dau rokovi na nona vosa na matanivanua ka ni dau vosataka na ka e dodonu ka nira kilai keda. Ke so na gone era vakasausa e lomanikoro, e na sega tale ni dua ena vunauci ira, sai matanivanua duadua ga. Ko matanivanua talega e domo ni vanua.

#### A. SAUMI TARO

1. O cei ko matanivanua ?

\_\_\_\_\_


2. A cava soti nai tavi vakavanua nei matanivanua ?

\_\_\_\_\_

#### B. VOSA VEIBASAI

1. rakorako - \_\_\_\_\_
2. yalo malua - \_\_\_\_\_
3. vakaturaga - \_\_\_\_\_
4. tauvanua - \_\_\_\_\_
5. vakadodonutaka - \_\_\_\_\_

vakaisi	vakacala	sakasaka	turaga	yalo kaukauwa
---------	----------	----------	--------	---------------

	<b>MADHUVANI SANGAM PRIMARY SCHOOL</b>		
	<b>WEEKLY HOME STUDY PACKAGE 5</b> <b>COVID- 19 (EXTENDED SCHOOL BREAK)</b>		
<b>SUBJECT</b>	<b>ELEMENTARY SCIENCE</b>	<b>YEAR</b>	<b>5</b>
<b>NAME</b>		<b>ADDRESS</b>	

<b>STRAND</b>	Earth and Beyond
<b>SUB-STRAND</b>	Our Solar System
<b>CONTENT LEARNING OUTCOME</b>	Construct models to demonstrate the apparent motion of the earth in relation to the sun and demonstrate phases of day and night

Earth and Beyond

Our Solar System



The Solar system is made up of the Sun.

Sun is the largest object in our solar system.

Sun is not a planet.

Other planets move round the sun.

### Formation of night and day

Day and night occur because of the rotation of Earth.

The sun shines all the time but only half of the earth faces the sun at a time. The part which faces the sun have day and other half has night.

The Earth's own shadow that makes the night side of the Earth dark.

### Movement of Sun



The Sun is at the center of the solar system. The sun rotates on its own axis. The Earth rotates or spins on its own axis and it also rotates and revolves around the Sun. During the year the earth moves around the sun. It takes 1 year or about 365 and a quarter day for the Earth to travel once around the sun.

## Astronauts and their Work



1. Astronomy is the study of the sun, moon, stars, planets and other objects and in space.
2. An astronaut is a person who is trained to travel in a spacecraft.

### **Week 6 Activities**

1.What is Solar system made of?

---

---

2.What is the largest object in our solar system?

---

---

3.Name the planet next to Jupiter.

---

4.In which planet we live in?

---

### **Week 7 Activities**

1.What do we call the people who travel in the spacecraft?

---

2.How long does it takes for earth to move around the sun?

---

3.Define the term astronomy.

---

---

4.Write down the names of all the planets.

---

---