

UCIWAI SANGAM SCHOOL
SUPPLEMENTARY WORKSHEET

YEAR : 5**SUBJECT : ENGLISH****STUDENT NAME:** _____

STRAND	Strand 3 WRITING AND SHAPING
SUB STRAND	EN 5.2.4 LANGUAGE RULES AND FEATURES
CONTENT LEARNING OUTCOMES	EN 5.2.4.1 DESIGN APPROPRIATE CONVENTION FOR SHORTRT FORMAL WRITING FOR DIFFERENT SITUATIONS

REPORTED SPEECH

Reported speech is the speech which tells you what someone said, but does not use the person's actual words: The verbs in reported speech is written in past tense

For example, They said that you didn't like it.

Exercise 1

Rewrite the sentences in reported speech, as in the example

1. "There is no one at home", he said.
He said that there was no one at home.
2. "Mr. and Mrs. Wilson have gone on holiday," Mr. Bradley says.

3. "I'm going to the dentist now," said Lyn.

4. "Jamie has never seen a dolphin before," John said.

5. "I will order a pizza," he said.

6. "The sun rises in the east," the teacher said

7. There was a good documentary on TV yesterday," Gregory said.

8. "It's always hot at this time of year," she said.

9. “I have a headache”, she said to me.

10. “There is a bus strike tomorrow,” he said.

STRAND	Strand 3 WRITING AND SHAPING
SUB STRAND	EN 5.2.4 LANGUAGE RULES AND FEATURES
CONTENT LEARNING OUTCOMES	EN 5.2.4.1 DESIGN APPROPRIATE CONVENTION FOR SHORT FORMAL WRITING FOR DIFFERENT SITUATIONS

Coordinating conjunctions combine two independent clauses using a comma.

For example: We will cut the grass now, so we won't have to cut later.

Activity

Join the sentences below using the given coordinating conjunction and comma

for, and, nor, but, or, yet, so

Combine the two sentences into one sentence by adding a coordinating conjunction and a comma.

1. We are going to the store now. You won't have to go later.

2. I thought I had won the race. I really came in second place.

3. My family is going on vacation. We are going to visit my grandma.

4. We can either eat spaghetti for dinner. We can eat at the local pizza place.

5. He didn't go to the wedding. He still sent the bride and groom a present.

6. They had a lot of money. They had inherited millions from their grandparents.

7. I tried the new dessert. I really didn't like the way it tasted.

8. The computer is either broken. The computer needs to be turned on.

Punctuation Marks

Punctuation marks are symbols that are used to aid the clarity and comprehension of written language. Some common punctuation marks are the period, comma, question mark, exclamation point, apostrophe, quotation mark and hyphen.

Punctuation Mark	Symbol	Definition	Examples
apostrophe	'	An apostrophe is used as a substitute for a missing letter or letters in a word (as in the <u>contraction</u> cannot = can't), to show the possessive case (Jane's room), and in the plural of letters, some numbers and abbreviations. Note: groups of years no longer require an apostrophe (for example, the 1950s or the 90s).	I can't see the cat's tail. Dot your i's and cross your t's. 100's of years.
colon	:	A colon is used before a list or quote. A colon is used to separate hours and minutes. A colon is used to separate elements of a mathematical ratio.	There are many punctuation marks: period, comma, colon, The time is 2:15. The ratio of girls to boys is 3:2.
comma	,	A comma is used to separate phrases or items in a list.	She bought milk, eggs, and bread.
dash	—	A dash is used to separate parts of a sentence.	The dash is also known as an "em dash" because it is the length of a printed letter m — it is longer than a hyphen.
ellipsis	...	An ellipsis (three dots) indicates that part of the text has been intentionally been left out.	0, 2, 4, ... , 100
exclamation point	!	An exclamation point is used to show excitement or emphasis.	It is cold!

hyphen	-	A hyphen is used between parts of a compound word or name. It is also used to split a word by syllables to fit on a line of text.	The sixteen-year-old girl is a full-time student.
parentheses	()	Parentheses are curved lines used to separate explanations or qualifying statements within a sentence (each one of the curved lines is called a parenthesis). The part in the parentheses is called a parenthetical remark.	This sentence (like others on this page) contains a parenthetical remark.
period	.	A period is used to note the end of a declarative sentence.	I see the house.
question mark	?	A question mark is used at the end of a question.	When are we going?
quotation mark	"	Quotation marks are used at the beginning and end of a phrase to show that it is being written exactly as it was originally said or written.	She said, "Let's eat."
semicolon	;	A semicolon separates two independent clauses in a compound sentence. A semicolon is also used to separate items in a series (where commas are already in use).	Class was canceled today; Mr. Smith was home sick. Relatives at the reunion included my older brother, Bob; my cousin, Art; and my great-aunt, Mattie.

Punctuate these sentences. Write correct sentence order

a. this composition said the teacher needs editing.

b. when it is edited replied samu can i publish it

c. yes replies mr soqeta i'm looking forward to reading it.

d. you saved my life the little girl cried

e. give me back my book shouted ana

f. look out shouted Angie as the car hit the pole.

g. i hate you exclaimed mere.

UCIWAI SANGAM SCHOOL
WEEKLY HOME STUDY PACKAGE 4

YEAR : 5**SUBJECT : MATHEMATICS****STUDENT NAME: _____**

STRAND	STRAND 2 MEASUREMENT
SUB STRAND	M5. 2.3 WEIGHT /MASS
CONTENT LEARNING OUTCOMES	M5.2.3.1 SELECT AND COMPARE NON STANDARD UNITS AND STANDARD UNITS TO CALCULATE WEIGHT OF OBJECTS

Weight/ Mass

What's the difference between weight and mass?

Mass is a measurement of how much matter is in an object and weight is a measurement of how hard gravity is pulling on that object. Weight is measured in kilograms or grams.

$$1\ 000\ \text{grams} = 1\ \text{kilogram}$$

$$1\ 000\ \text{g} = 1\ \text{kg}$$

Convert these measurements to a different unit of mass.

a. $5\ \text{kg} = \underline{\hspace{2cm}}\ \text{g}$

e. $7.6\ \text{kg} = \underline{\hspace{2cm}}\ \text{g}$

b. $3.5\ \text{kg} = \underline{\hspace{2cm}}\ \text{g}$

f. $2.4\ \text{kg} = \underline{\hspace{2cm}}\ \text{g}$

c. $10\ \text{kg} = \underline{\hspace{2cm}}\ \text{g}$

g. $6.5\ \text{kg} = \underline{\hspace{2cm}}\ \text{g}$

d. $9\ 041\ \text{g} = \underline{\hspace{1cm}}\ \text{kg} \underline{\hspace{1cm}}\ \text{g}$

h. $1\ \text{kg}\ 733\ \text{g} = \underline{\hspace{2cm}}\ \text{g}$

Complete the table given below . First one is done for you.

KILOGRAMS	KILOGRAMS AND GRAMS	GRAMS
1.36 Kg	1Kg and 360 g	1360 g
	3kg and 500g	
		1740g
7.45 kg		
	2kg and 680g	
		2350g
	9 kg and 320g	

ACTIVITY 2

STRAND	STRAND 2 MEASUREMENT
SUB STRAND	M5. 2.2 MONEY
CONTENT LEARNING OUTCOMES	M5.2.2.1 ORGANISE AND DEMONSTRATE THE USE IF COINS AND NOTES FOR FINANCIAL TRANSACTIONS UP TO 100

Money

The Fijian coins come in denominations of 5 cents, 10 cents, 20 cents, 50 cents, \$1 and \$2.

The paper bills come in denominations of \$5, \$20, \$50 and \$100.

ACTIV ITY

a.If three people went for a haircut and it was \$6.45 for each of them. How much would it cost altogether?

b. What's the difference between \$3.75 and \$4.85?

c. If I have \$20.50 and I spend \$7.31, how much do I have left?

d. Petrol costs 80c per litre. How many litres can I buy for \$40?

e. If two men worked on a car for 3 hours. The one man's labour is \$5 per hour, the other man's \$3.50 per hour. What is the total bill for labour?

f. I went to the shop and bought some groceries for my Mum. They cost \$29.65. If Mum gave me \$40.00, how much change did I get?

g. Khusbu gets 50c pocket money each week. She is saving for a new pencil case, which costs \$4.00. How many weeks will she have to save for until she has enough money to buy it?

h. Marika would like a new ruler set that costs \$9.50. He gets 50c per week. How long will he have to save for until he can buy it?

Mr and Mrs. Samu have three children. Each week, Mr Samu earns \$200 and Mrs Samu earns \$100.

a. How much do they earn altogether?

VAP USS

Each week they have to pay the following bills:

Food - \$90

Rent – \$30

Bus fares – \$10

Gas & electricity – \$40

School meals - \$30

Clothes – \$20

House insurance - \$10

b. How much money do they have left? _____

c. If Mrs Samu lost her job, would they have enough money? _____

d. What advice would give Mrs Samu so that she is able to save money?

DRAW ALL FIJIAN NOTES AND COINS (YOU MAY USE THE OTHER PAGE AS WELL)

UCIWAI SANGAM SCHOOL
WEEKLY HOME STUDY PACKAGE 4

YEAR : 5**SUBJECT : HEALTHY LIVING****STUDENT NAME : _____**

STRAND	Strand 3 SAFETY
SUB STRAND	H 5.3.1 PERSONAL SAFETY
CONTENT LEARNING OUTCOMES	H5.3.1.1 DEVELOP REFUSAL PRACTICES WHEN OFFERED HARMFUL SUBSTANCES

Lesson Notes

DRUGS

A **drug** is a substance which may have medicinal, intoxicating, performance enhancing or other effects when taken or put into a human body and is not considered a food or exclusively a food. Prescribed drugs are those issued by the doctor to cure a particular sickness, for example; antibiotics. Over the counter drugs are those that can be bought without the doctor's prescription, for example; Panadol. Drugs on general sale also risk being overused. **Illegal drugs** are drugs that are not allowed by the government to be used by its people. An example of an illegal drug in Fiji is marijuana. We need to say **NO** to illegal drugs.

ACTIVITY

- Find out the bad effects of using over- the counter drugs.

- List ways of proper use of over the counter drugs.

- List some illegal drugs that can be found in Fiji.

- Write some of the health effects of illegal drugs on people.

Notes

EFFECTS OF INGESTING OR INHALING HOUSEHOLD PRODUCTS

Household products used for cleaning and cooking must be labeled clearly and stored in a safe place away from the reach of children. Drinking or inhaling household products is dangerous for our health and can lead to death. Glue sniffing is a common problem in our schools today. The fumes can cause brain injury and it can have a long term effect on a child's life.

Activity:

1. List the harmful household products you can find in your home.

2. Why should the household products kept in labelled containers?

3. What do you mean by 'out of reach of children'?

Notes

COMMUNITY SAFETY

The government provides free services for its people in all communities. Each community is responsible in making use of these free services like Health Centres, Police Post, Provincial Office etc. These services are provided to make life easy, healthy and safe in our communities.

Activity:

1. Write down the serious health problem our country is facing now.

2. What are some problems faced by people in your area due to the health problem stated above?

3. What is the best solution to avoid the problem stated above?

Notes

Roles of Health Services in Local Communities

The government is responsible for providing the best health services for its citizens. These services are provided free of charge and the public are expected to make use of it. There are private health services also available for the people however a fee is charged for its usage.

Activity:

1. Identify the Health Services provided in your community.

2. How do people benefit by the health service provided in your community?

3. What can be done by your community in improving the health services in your area?

- 4 Draw or paste pictures of some people who provide health services

Choose your CONSEQUENCES

- a. Brain Damage
- b. Stroke
- c. Death
- d. Heart Attack
- e. Lung Disease
- f. All of the Above

The sooner you use
the sooner you lose

Poster #610 Copyright 2016 Youth Change 800-545-5736 www.youthchg.com

UCIWAI SANGAM SCHOOL
WEEKLY HOME STUDY PACKAGE 4

YEAR : 5


SUBJECT : HINDI

STUDENT NAME: _____

STRAND	Strand 4 संस्कृति
SUB STRAND	H 5.4. पारंपरिक पोषाक व वेशभूषा
CONTENT LEARNING OUTCOMES	H5.4.2 विभिन्न पारंपरिक समाजिक पोषाको व वेशभूषा पर जानकारी

अ. नीचे दिए गए चित्र का अच्छी तरह से अध्ययन करके दिए गए शब्दों से लेबल कीजिए ।

रंगोली	गुरु	प्रार्थना	मिष्ठान	शादी	लोटा	भोजन
--------	------	-----------	---------	------	------	------



संस्कृति - CULTURE

सही जवाब को चुनकर उसके बगल वाले अक्षर में गोलाकार निशान अपनी बनाइए ।

1. धनतेरस कब मनाया जाता है ?

क दीवाली के एक दिन पहले

ग दीवाली के एक दिन बाद

ख दीवाली के दो दिन पहले

घ दीवाली के दो दिन बाद

2. रावन कहाँ के राजा था?

क लंका

ग भारत

ख अयोध्या

घ फीजी

3. हिन्दु धर्म में हम यह मानते हैं कि ----- एक है ?

क धर्म

ग मानव

ख भगवान

घ नियम

4. बादलों का धर्म क्या है ?

क वर्षा देना

ग पढ़ाना

ख चमकना

घ फल - फूल देना

5. गाँधी जी का उपदेश क्या था ?

क सदा सच बोलो

ग बुराई करो

ख सदा झूठ बोलो

घ चोरी करो

6. अपने से बड़ों को हमें क्या कह कर बुलाना चाहिए ।

क तुम

ग आप

ख सुनो

घ ओए

7. हमारा सबसे बड़ा शत्रु हमारा है ।

क. पैसा

ग. गुस्सा

ख. दया

घ. समय

8. राजा दशरथ के कितने पुत्र थे ?

क. एक

ग. तीन

ख. दो

घ. चार

9. सबसे बड़ा धन क्या है ?

क. बल

ग. नाम

ख. विद्या

घ. पैर

10. सबर का फल कैसा होता है ?

क. मीठा

ग. तीखा

ख. कड़वा

घ. फीका

11. हम से सब कुछ प्राप्त कर सकते हैं ।

क. बात

ग. लड़ाई

ख. ताकत

घ. मेहनत

12. किस रात को चाँद नहीं दिखाई देता है ?

क. अमावस

ग. पूर्णिमा

ख. पंचांग

घ. एकादशी

13. किसी की ----- करना बुरी बात है ।

क. मदद

ग. प्रणाम

ख. सम्मान

घ. निन्दा

14. संस्कृति और सभ्यता का गहरा सम्बन्ध मनुष्य के ----- जीवन से होता है ।

क. मानसिक

ग. शरीरिक

ख. समाजिक

घ. आर्थिक

15. हमें हमेशा किस पर विश्वास रखना चाहिए ?

क. ईश्वर पर

ग. मौसम पर

ख. संसार पर

घ. मनुष्य पर

कविता

नीचे दी गई कविता को ध्यान से पढ़ पर प्रश्नों का उत्तर पूरे वाक्य लिखिए ।

हे जीवन के स्वामी ! तुम हमको,
जल सा उज्ज्वल जीवन दो ।
हमें सदा जल के समान ही,
स्वच्छ और निर्मल मन दो । ॥१॥
रहें सदा हम क्यों न अतल में,
किन्तु दूसरों के हित पल में ।
आवें अचल फोड़कर थल में,
ऐसा शक्ति-पूर्ण तन दो । ॥२॥
स्थान न क्यों नीचे ही पावें,
पर तप में ऊपर चढ़ जावें ।
गिर कर भी क्षिति को सरसावें,
ऐसा सत्साहस धन दो

॥

सियाराम शरण गुप्त

प्रश्न

१. इस प्रार्थना में 'स्वामी' किस के लिए कहा गया है ?

२. इस प्रार्थना में किसके समान बनने की बात कही गई है ?

३. गर्मी से जल किस रूप में ऊपर चला जाता है ?

४. जल किस प्रकार दूसरों की मदद करता है ?

५. इस कविता का लेखक कौन है ?

UCIWAI SANGAM SCHOOL
WEEKLY HOME STUDY PACKAGE 4

YEAR : 5**SUBJECT : SOCIAL STUDIES****STUDENT NAME:** _____

STRAND	Strand 2 TIME CONTINUITY AND CHANGE
SUB STRAND	SS 5.3.1 Features of Places
CONTENT LEARNING OUTCOMES	SS5.3.2.1 Discuss Special Physical Features and Unique attractions of Fiji.

Fiji Islands

Fiji is one of the islands in the South Pacific group. It is comprised of 322 islands. About 100 are inhabited, while the rest remains nature preserved.


Physical Features of Fiji.

Our environment is the surrounding in which living and non-living things are interdependent on each other for development either physically or culturally. Fiji has a unique environment with special features. **Physical features** refers to an environment that is made by nature. It has neither being developed nor spoilt by man. The physical environment comprises of all the different factors of nature, consisting of physical features that occur naturally. This includes water (rivers, seas, and oceans), natural vegetation, landforms, rocks, weather and climate. Natural resources are found in the physical environment. Our physical environment has attracted tourists to Fiji every year. When tourists visit Fiji, our economy will grow because they would be using money for all the services that they would be using while holidaying. It also provides employment for the people who are working in the tourist industry like hotel workers, drivers, tour guides and sales people in shops. People in rural areas also benefit as they would be able to perform cultural items for entertainment to the tourists and in return they give money back to the entertainers.

Many people benefit from tourist and the government gets money from them through taxes they pay. Today tourism is the largest revenue earner for our government and the people of Fiji have benefitted a lot from this industry. For example, money received had been used by the government to pay for school fees and bus fares for students. The tourism industry has a major role in seeing that our physical environment are not destructed but are always preserved as this has attracted tourists from all over the world to Fiji. They wanted to experience the unique environment and the cultural diversity of people of Fiji

ACTIVITY

1. Draw and colour the flag of Fiji Islands.



2. How many island groups are there in Fiji?

3. Name the largest island group in Fiji.

4. In which Division are the following places located?

i) Lautoka - _____ ii) Navua- _____

iii) Savusavu - _____ iv) Levuka- _____

5. Name the passage that lies between Viti Levu and Vanua Levu?

VAP USS

6. Draw a Sketch Map of Fiji Islands

Cultural Environment

Cultural environment is part of the physical environment which man has changed to satisfy their needs. These changes can be clearing of forests or land to make roads, houses and farming.

Changing the landscape for development is good; however there are other negative effects on living things. It is always wise to make decisions on developments by thinking of the negative effects and those who would suffer from it.

Preserving Our Heritage Sites

Fiji has some sites with unique features that need to be preserved. Most of the items and pictures of the past are preserved in the Fiji Museum in Suva for people to see. These items could not be reproduced because they were used by our ancestors in the past as they have some historical connections to their livelihood. Today, there are selected sites around Fiji which are known to be heritage sites. There are certain things in those places which are recorded down in the history books of Fiji which would be remembered forever. Levuka, the old capital of Fiji is Fiji's first World Heritage site. Makogai Island and Viseisei are two of our well known heritage sites today. Tourists visit these two places because they have something special within them.

ACTIVITY

1. Give an example of the cultural environment in your area.

2. Write an advantage of the cultural environment stated above.

3. Write one disadvantage of changing the environment

4. Write down something that is so special about Fiji that tourists want to experience.

5. Write 2 advantages of tourism in Fiji.

UCIWAI SANGAM SCHOOL

YACAMU

YEAR 5 NA VOSA VAKAVITI

WEEKLY HOME LEARNING PACKAGE NO. 4

1. Na meke _____ era dau meketaka ga na yalewa.

- A. wesi
- C. seasea
- B. i wau
- D. vakamalolo

2. Na tiki ni yago cava e dau buki kina na vesa ni ra meke na yalewa?

- A. liga
- C. yadre
- B. tolo
- D. qurulasawa

3 . E dau cabo na _____ me i sevusevu.

- A. ibe
- C. tabua
- B. i lavo
- D. yaqona

4. Na tabua e bati ni _____.

- A. ika
- C. laioni
- B. ikeli
- D. vuaka

5. Ni vakavale e ra na vi se lagokata e vakaraitaka na _____.

- A. waluvu
- C. uneune
- B. ua loka
- D. cagilaba

6. Na todra ni siga e tukuna na _____ ni matanisiga.

- A. cabe
- C. tu donu
- B. dromu
- D. katakata

7. Na gauna cava e dau caka kina na reguregu?

- | | |
|---------|------------|
| A. sucu | C. somate |
| B. meke | D. vakamau |

8. Ni ra takitaki na marama era na vakayagataka na _____.

- | | |
|--------------|-------------|
| A. i lalakai | C. i tauga |
| B. i taraki | D. i vetaki |

7. Na ika cava e dau veirabo?

- | | |
|----------|-------------|
| A. vai | C. tovisi |
| B. kuita | D. sokisoki |

8. E vakayagataka na _____ e na tubetube.

- | | |
|-----------|-----------|
| A. ibe | C. tabua |
| B. i lavo | D. yaqona |

NA VAKAYAGATAKI NI VOSA

1. Vola na yavu ni vosa ka volai koto qori e ra.

veiraiyaki _____

2. Vola e dua na i yatuvosa me rau curu kina na veivosa qo:

marau – sotava

3. Vakasavuya na i tukutuku ka koto qo e ra.

“Keirau na qai gole ki Lautoka ni mataka,” a kaya o Jitoko.

A kaya

.....

4. Vola na taro e a taroga o Sekove.

A taroga o Sekove se cava na kedratou i vakayakavi e na
siga ka tarava.

“.....
.....?” a taroga o Sekove.

5. Vola vakadodonu na i yatuvosa ka koto qo e ra.

au na lako vata kei losalini ki bau ni suka na vuli

.....

NA VOLA I VOLA

NA I VOLA NI VEISURETI

Vola e dua na i vola ni veisureti vua na vugomu o Viliame me gole mai e na
nomu Siga ni Sucu. Na yacamu o Apakuki. O vakaitikotiko mai Draunimoli e na
tikina o Savulevu e na yasana o Lomaiviti.

Vakacuruma e dua ga na vosa veiganiti ki na veivanua e lala koto e na i vola ka
tabaki koto e ra.

**Vugomuni
tiko**

**kerei
vakayacori**

**nuitaka
siga**

**Seviteba
tekivu**

**sureti
kaloko**

Draunimoli Savulevu
Lomaiviti

16 ni (1) _____, 2020.

I Viliame,

Au (2) _____ iko tiko yani mo mai (3) _____ e na noqu
Siga ni Sucu ka na (4) _____ tiko ga e vale e na
(5) _____ Vakaraubuka na i katolu ni Noveba.

E na (6) _____ tiko na soqo ni rauta na tolu na
(7) _____ e na yakavi.

Au sa (8) _____ ira tale ga na wekadatou mai nakoro. Au sa
(9) _____ ni ko na yaco mai.

Vinaka vakalevu.

Na (10) _____ dina

Apakuki.

UCIWAI SANGAM SCHOOL
WEEKLY HOME STUDY PACKAGE 4

YEAR: 5**SUBJECT: ELEMENTARY SCIENCE****STUDENT NAME: _____**

STRAND	2 MATTER
SUB STRAND	S5.2.2 MATERIALS
CONTENT LEARNING OUTCOMES	S 5.2.2.1 Investigate the uses of natural and artificial materials.

MATERIALS**WHAT IS THE DIFFERENCE BETWEEN NATURAL AND ARTIFICIAL MATERIAL?**

Natural materials are things that are produced by nature, not made by men. Natural material is any product or physical matter that comes from plants, animals or the ground. They can be used as building materials, clothing, energy and sources of lights or electricity

Here are some examples of it:

Biotic Materials

Wood- rattan, bamboo, bark, etc.

Natural fibres - wool, cotton, flax, moss, etc.

Inorganic Materials

Stone-flint, granite, sand, etc.

Metal-copper, bronze, iron, silver, etc.

Composites-clay, porcelain, plasticine, etc.

Artificial Materials

Artificial Materials are made by humans, especially in imitation of something natural. People change the natural raw materials to make the man made materials. Example, wood is a natural material. People change wood into timber, therefore timber becomes man made resource.

Clothes, paper, desk pencil and many more are man -made materials. Today the world is full of artificial resources.

Activity 1

1. List some Natural material and their Uses

Natural Resource	Uses

2. Collect 4 pictures or draw pictures of artificial material, paste it in the space and write down their uses.

Artificial Material (paste pictures)	Write their <u>Uses</u>

SYNTHETIC MATERIALS

A synthetic material is a material that is obtained from a natural material which has undergone a chemical reaction in a laboratory or factory. Examples of synthetic materials include **synthetic fibers, ceramics, polymers, artificial foods and medicines, and composites**. Synthetic fibers are flexible. They can be used to make clothing and other objects. Some examples of synthetic fibers are rayon, polyester, and nylon. There are different types of synthetic materials. They are all made from natural resources that were changed in chemical reactions.

Examples of Synthetic Materials



Aramid bands



Polyester suit



Rayon shoe







Nylon threads



Spandex ball

ACTIVITY

TICK the appropriate box

MATERIAL	NATURAL	SYNTHETIC	ARTIFICIAL
			
			
			
			
			

(For clearer picture – see school FB Page)