	<b>MADHUVANI SANGAM PRIMARY SCHOOL</b>		
	<b>WEEKLY HOME STUDY PACKAGE 5</b> <b>COVID- 19 (EXTENDED SCHOOL BREAK)</b>		
<b>SUBJECT</b>	<b>ENGLISH</b>	<b>YEAR</b>	<b>6</b>
<b>NAME</b>		<b>ADDRESS</b>	

<b>STRAND</b>	Reading and Viewing
<b>SUB-SRAND</b>	Language Learning Process And Strategies
<b>CONTENT LEARNING OUTCOME</b>	Explore and discuss a range of strategies to detect main ideas in a variety of text

### Comprehension

#### **Artificial Respiration Saves Lives**

One Saturday morning, three boys went down to the river for a swim. Timoci, who was always boasting that he was a good swimmer, jumped in the water first, followed by Jone and Akuila. The current that day was very strong as it was raining for the whole week. After playing for about thirty minutes, the boys decided to return home. Just as Timoci was swimming towards the river bank, his leg got stuck on a log. He gasped for breath but to no avail. Akuila seeing what was happening to his friend, screamed for help, while Jone was trying to help Timoci. Luckily Akuila's dad heard them and rushed to the river. He brought Timoci to the river bank and performed CPR on him. Thankfully, he survived the **ordeal**.

Below is the procedure that Timoci's dad used.

#### **ARTIFICIAL RESPIRATION**

1. Clean the **air passage** by turning the head sideways and **inserting** a finger in the mouth.
2. Hold the **victim**'s nose with the thumb and the first finger. Pull the head backwards.
3. Take a deep **breath** and blow gently into the victim's mouth.
4. Look, listen and feel breathing. See if the **abdomen** and chest rise and fall.
5. Continue breathing into the victim if they do not start breathing on their own.

#### Week 6 Activities

##### Sequencing Order

Write down a set of instructions to bandage a wound (cut). You should have 4 – 5 steps. Start each of the instructions with a verb.

1. \_\_\_\_\_  
\_\_\_\_\_
2. \_\_\_\_\_  
\_\_\_\_\_
3. \_\_\_\_\_  
\_\_\_\_\_

4. \_\_\_\_\_

5. \_\_\_\_\_

#### Week 7 Activities

**Read the given comprehension passage and answer the following questions.**

#### **Tom's Day**

On Sunday, Tom gets up at 10 o'clock. Then he reads his newspaper in the kitchen. He has breakfast at 11.30am and then he telephones his mother in Scotland.

In the afternoon, at 1.00 pm, Tom plays tennis with his sister and after that, they eat dinner in a restaurant. At 6.00 pm, Tom swims for one hour and then he goes by bike to his brother's house. They talk and listen to music.

Tom watches television in the evening and drinks a glass of warm milk. He goes to bed at 11.30 pm

**Answer the following questions.**

1. Where does Tom have breakfast?

---

---

---

2. Who does he telephone in the morning?

---

---

---

3. Where does his mother live?

---

---

---

4. What time does he play tennis with his sister?

---

---


---

5. How long does Tom swim for?

---


---

---

	<b>MADHUVANI SANGAM PRIMARY SCHOOL</b>		
	<b>WEEKLY HOME STUDY PACKAGE 5</b> <b>COVID- 19 (EXTENDED SCHOOL BREAK)</b>		
<b>SUBJECT</b>	<b>MATHS</b>	<b>YEAR</b>	<b>6</b>
<b>NAME</b>		<b>ADDRESS</b>	

STRAND	Measurement
SUB-SRAND	Money
CONTENT LEARNING OUTCOME	Organize and demonstrate the use of coins and notes for financial transactions

(Contin)

Example:	Solution:
<p>Calculate the bills, round it off to the nearest five cents and write the paid amount.</p> <p>Lamb Chops/BBQ Chops \$11.97 kg Golden Harvest Mixed Vegetable 500g \$2.00 Vico Malt Drink 200g \$2.30</p>	<p>Add the 3 items: \$11.97 \$ 2.00 + \$ 2.30 Total - \$16.27 Amount paid - \$16.30 (NOTE) There are no 3 cents coins.</p> 

### Week 6 Activities

Calculate the total for each of these bills. Round the total to the nearest five cents to find the actual amount to pay.			
<b>a.</b> 1 Skipper Albacore Tuna Flakes in vegetable Oil 170g \$1.45 Oryx Assorted Cream Biscuits 82g \$1.00 Bon Assorted Hair Gel 1000ml \$3.52 		<b>b.</b> 1 Delsey Twin pack Toilet Tissue 200 sheets \$2.25 1 bar Pacific Laundry Soap 400g \$1.75 1 pkt Colgate Regular/Triple Action Toothpaste 95ml \$3.45 	
Total shopping		Total shopping	
Exact amount paid		Exact amount paid	

<p><b>c.</b> 1 Baked beans in tomato sauce 420g \$1.45</p> <p>1 pkt Cocktail vegetable samosa/Spring Roll 1 kg</p> <p>\$9 Chicken Nuggets Family pack 1 kg \$17.97</p> 	<p><b>d.</b> 1 De Power Dish Washing paste Assorted 400g \$1.80</p> <p>1 De Power Laundry Powder 900g \$2.54</p> <p>1 pack Camay Assorted Bathing Soap 125g (3 for)\$3.45</p> 
<p>Total shopping</p>	<p>Total shopping</p>
<p>Exact amount paid</p>	<p>Exact amount paid</p>

### Week 7 Activities


#### **Problem solving.**

- Each day Farmer Jale gives his pigs 56 kilograms of pig feed. How much pig feed do his pigs eat in a week?
- A dozen doughnuts cost \$5.95. How much do six dozen doughnuts cost?
- 609 people attended a music concert. If they all paid \$8 each, how much money was collected?
- Mrs Ali has 7 bank accounts with \$367 in each account. How much does she have altogether?

#### Problem solving answers

a.	b.	c.	d.
----	----	----	----



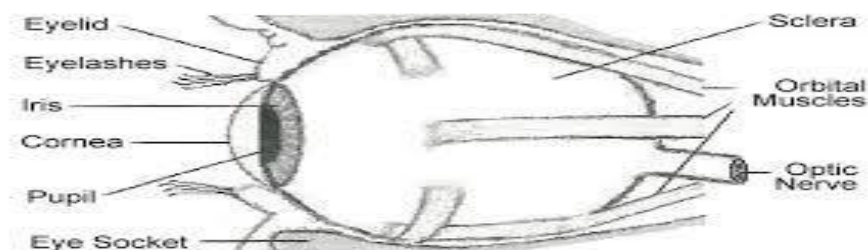
	<b>MADHUVANI SANGAM PRIMARY SCHOOL</b>		
	<b>WEEKLY HOME STUDY PACKAGE 5</b> <b>COVID- 19 (EXTENDED SCHOOL BREAK)</b>		
<b>SUBJECT</b>	<b>HEALTHY LIVING</b>	<b>YEAR</b>	<b>6</b>
<b>NAME</b>		<b>ADDRESS</b>	

<b>STRAND</b>	Personal And Community Hygiene
<b>SUB-SRAND</b>	Personal Hygiene And Sanitation
<b>CONTENT LEARNING OUTCOME</b>	Recognize the different parts of the eyes and ears and outline ways of caring for them.

### **PERSONAL HYGIENE AND SANITATION**

#### **PARTS OF EYES AND EARS AND ITS CARE**

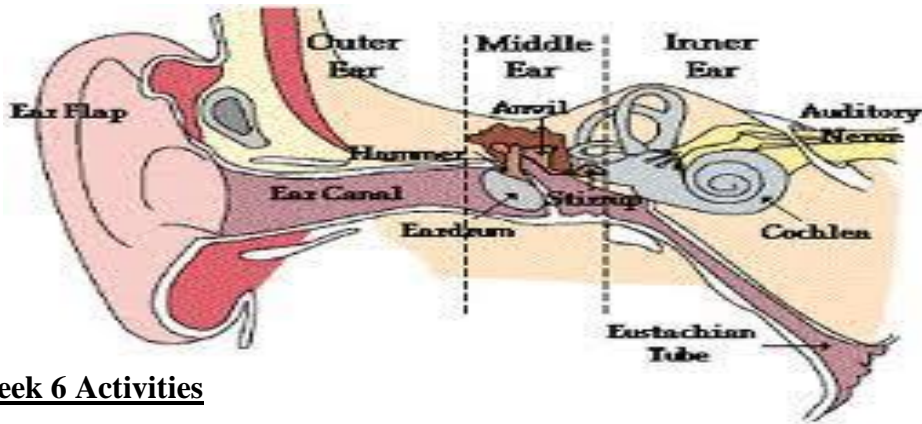
1. Eat lots of fruits and veggies! Carrots, loaded with beta carotene are especially helpful in maintaining healthy eyes.
2. Avoid wearing contact lenses for more than 19 hours. This can cause permanent sight damage as well as extreme discomfort to your eyes. Don't wear glasses too long either.
3. Use cucumber on your eyelids. Press cold cucumber slices gently against eyelids 10 minutes before going to sleep at night to prevent puffiness.
4. Try not to spend so much time looking at your computer screen. The glare from the screen is said to weaken the muscles of the eye.
5. Exercise your eyes, and also be sure to relax them



#### **CARE FOR THE EARS:**

1. Wipe your outer ear with a damp washcloth every day when washing your face or taking a shower. Wipe gently to avoid irritating or breaking the delicate skin on your ears.

2. Avoid putting anything into your ears, including cotton swabs, tweezers or other sharps objects. Pushing objects into your ears may damage or rupture your eardrum.
3. Have your ears checked regularly by a doctor, and learn the warning signs of hearing loss.



### **Week 6 Activities**

1.What is the function of our eyes?

---

---

2.What are some of the ways in which we can take care of our eyes?

---

---

3.What will happen to our eyes if we wear contact lens for more than 19 hours?

---

---

4.How is bright computer screen harmful to our eyes?

---

---

### **Week 7 Activities**

1.What is the function of the ear?

---

---

2.List some ways in which we can take care of our ears.

---

---

3.Why we should take care of our ears?


---

---

4.Name some parts of the ears.

---

---

	<b>MADHUVANI SANGAM PRIMARY SCHOOL</b>		
	<b>WEEKLY HOME STUDY PACKAGE 5</b> <b>COVID- 19 (EXTENDED SCHOOL BREAK)</b>		
<b>SUBJECT</b>	<b>HINDI</b>	<b>YEAR</b>	<b>6</b>
<b>NAME</b>		<b>ADDRESS</b>	

### Week 6 Activities

व्याकरण इन वाक्यों को पूरा करो:

पर	बहुत	गई	जाएगा	रहा
रोती	के	की	आई	लिखती

१. गीता चिट्ठी ----- है ।

२. लीला की माँ ----- है ।

३. उसका घर नदी ----- किनारे है ।

४. उस ----- टोपी गिर गई ।

५. बच्ची भूख से ----- है ।

६. निखिल गाना गा ----- है ।

७. रमेश तो अभी पाठशाला ----- ।

८. उसके घर में आग लग ----- ।

९. वह ----- अच्छा है ।

१०. हमें गरीबों ----- दया करनी चाहिए ।



## Week 7 Activities

### विलोम शब्द (opposite)

क. इन शब्दों का विलोम शब्द के बगल वाले अक्षर पर गोलाकार निशान बनाइए ।

१. अच्छा

क बुरा              ख अच्छाई              ग अच्छी              घ असली

२. जी हाँ

क ही              ख हूँ              ग जी नहीं              घ जी हा

३. उतरा


क चढ़ा              ख चढ़ी              ग कुदा              घ दीड़ा

४. आज

क अभी              ख बीता              ग कल              घ रात

५. रात

क दिन              ख रात्ती              ग अन्धेरा              घ रैन

	<b>MADHUVANI SANGAM PRIMARY SCHOOL</b>		
	<b>WEEKLY HOME STUDY PACKAGE 5</b> <b>COVID- 19 (EXTENDED SCHOOL BREAK)</b>		
<b>SUBJECT</b>	<b>SOCIAL STUDIES</b>	<b>YEAR</b>	<b>6</b>
<b>NAME</b>		<b>ADDRESS</b>	

<b>STRAND</b>	Resources and Economic Activities
<b>SUB-STRAND</b>	People and Work
<b>CONTENT LEARNING OUTCOME</b>	Gather information and discuss about the different aspects of works, career path and their effects on the workplace and its people

## PEOPLE AND WORK

### Paid and Unpaid Work.

1. Every day we are involved in **different types of work**.
2. Some work as teachers, nurses, lawyers, and pilots.
3. Some work around their home and in their community.
4. All these work are classified as **paid and unpaid work**.

### Paid Work

1. **Paid work** is the service people give for someone else so that they may earn wages or salaries.
2. Paid work is classified in many ways.
3. The best way to classify the work we do is by occupation e.g. lawyers, doctors, teachers.
4. There are different types of paid work known as:
  - i) **Permanent**
  - ii) **Temporary**
  - iii) **Casual**

### Unpaid Work

1. All of us are involve in unpaid work in our everyday life.
2. Collecting firewood, washing the dishes after meals, and even sweeping the floor are all unpaid work.

3. All these tasks are done without being paid but we have to do them as they are part of our roles in our families.

### **Week 6 Activities**

1. Why do people do jobs?

---

---

2. Give examples of kinds of jobs done by people.

---

---

3. What work does a doctor do?

---

---

4. How does doing a job benefit family members?

---

---

### **Week 7 Activities**

1. Give some examples of paid work.

---

---

2. Differentiate between paid work and unpaid work.

---

---

3. Give examples of unpaid work.

---

---

4. How is paid work categorized?

---

---



# MADHUVANI SANGAM PRIMARY SCHOOL

## WEEKLY HOME STUDY PACKAGE 5 COVID- 19 (EXTENDED SCHOOL BREAK)

<b>SUBJECT</b>	<b>VOSA VAKA VITI</b>	<b>YEAR</b>	<b>6</b>
<b>NAME</b>		<b>ADDRESS</b>	

### WASE 11

### NA VOIVOI

Na voivoi, nai yau nai yau; na ibe. Ni o koya e vakaloga ni voivoi, e tukuni ni vakaiyau. Na voivoi e dua na mataqali kau ka vaka na I rairai ni vadra. Na voivoi e sega soti ni balavu na tolona, ia e balavu ga yani na drauna. E dau tei na sulisuli ni voivoi ka kena qele vinaka saran a veivanua ka voleka ki waitui. Era vakaiyau na vakaitikotiko e baravi kei ira ka ra tiko mai yanuyanu e na voivoi. E rua na mataqali voivoi era dau tea na marama na voivoi ni vavalagi kei na voivoi ni Viti. E dau vakayagataki na voivoi ni vavalagi me tali kina na I coco. E dau vakayagataki na voivoi ni Viti me talia kina na veimataqali ibe vakamareqeti. Na ibe e tali e na voivoi ni Viti e sekavula na kena I rairai.

#### A. SAUMI TARO

1. Na cava e dau tukuni baleta na voivoi ?

\_\_\_\_\_

2. Na cava e dau vakayagataki e na voivoi ?

\_\_\_\_\_

3. E vica na mataqali voivoi ?

\_\_\_\_\_

#### B. VOSA VEIBASAI


1. vavaku - \_\_\_\_\_

2. saqoqo - \_\_\_\_\_

3. wawe - \_\_\_\_\_

4. vaivaini - \_\_\_\_\_

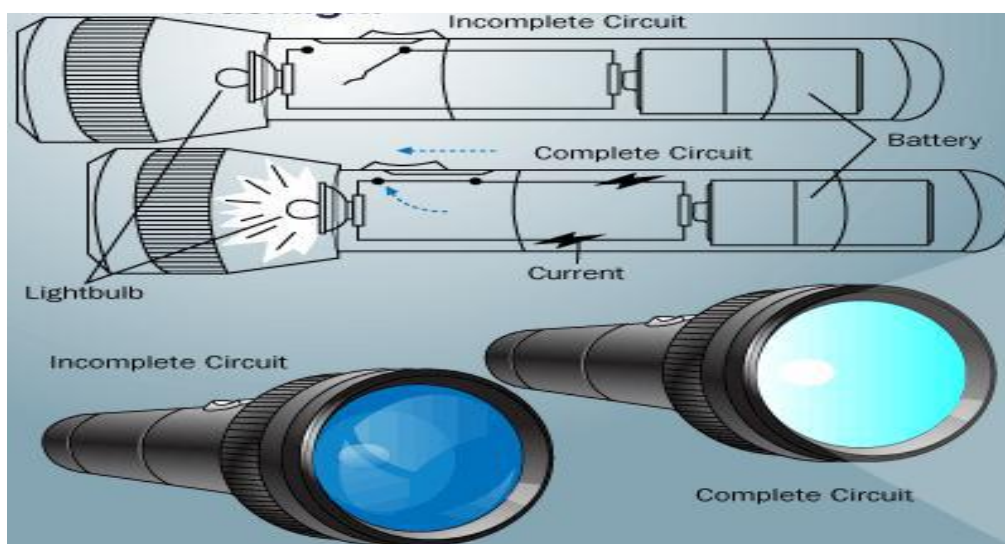
bulabula	seresere	mamare	tatevu
----------	----------	--------	--------

	<b>MADHUVANI SANGAM PRIMARY SCHOOL</b>		
	<b>WEEKLY HOME STUDY PACKAGE 5</b> <b>COVID- 19 (EXTENDED SCHOOL BREAK)</b>		
<b>SUBJECT</b>	<b>ELEMENTARY SCIENCE</b>	<b>YEAR</b>	<b>6</b>
<b>NAME</b>		<b>ADDRESS</b>	

<b>STRAND</b>	Energy
<b>SUB-STRAND</b>	Energy Source and Transfer
<b>CONTENT LEARNING OUTCOME</b>	Investigate simple electrical devices to demonstrate how electrical energy is transferred and transformed such as light circuit, buzzer, electromagnet, a motor

(Contin)

### Construction of how a circuit works



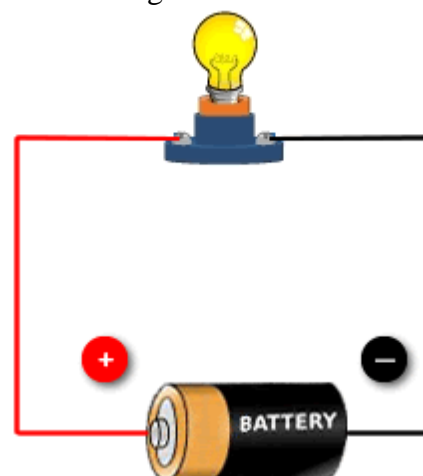
1. The diagram above shows a simple circuit of a flashlight with a battery at one end and a flashlight bulb at the other end.
2. When the switch is off, a complete circuit will not exist, and there will be no current.
3. When the switch is on, there will be a complete circuit and a flow of current resulting in the flashlight bulb emitting light.

### **ELECTRICITY FLOW**

**How can we find out whether electricity is flowing in a circuit?**

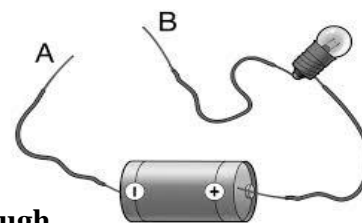
1. We can use a torch bulb as a circuit tester.
2. A lit bulb shows that electricity is flowing and that the circuit is closed.

*Sangam Education Board – Online Resources*



**A closed circuit – there is a complete pathway for electricity.**

3. An unlit bulb shows that no electricity is flowing thus the circuit must be open

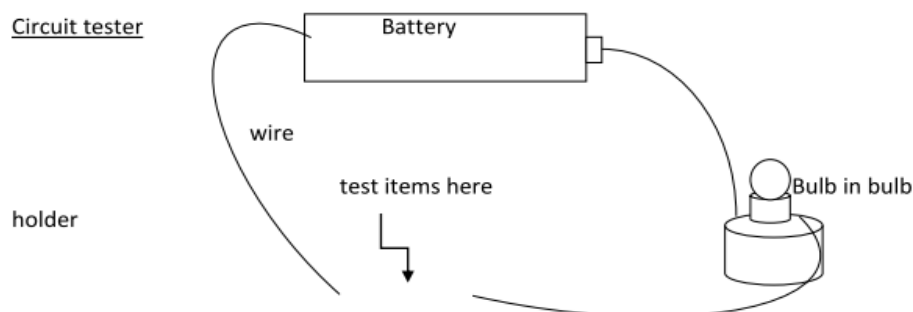


**An open circuit – there is break in the pathway. Electricity cannot flow through.**

3. Test materials that allow electricity to flow –

Assorted items to test - nail, pen, string, alfoil, paper clip, scissors, paper clip

Circuit tester



### **Week 6 Activities**

1. What is the source of energy in the circuit?

---

---

2. How can we know that a circuit is not functioning?

---

---

3. How can we know that a circuit is closed?

---

---

4. Name 2 kinds of circuits.

---

---

### **Week 7 Activities**

1. What is the difference between open circuit and a closed circuit?

---

---

2. What are some of the things needed to make a circuit?

---

---

3. Describe open circuit.

---

---

4. Draw a simple circuit.